

COUNTY GOVERNMENT OF EMBU



*PLA-ED*  
*(NAP)*  
*PLA-CS*  
*15/3/21*

*(3) Hon-Speaker*  
*For your information*  
*ad further direction*  
*PLA-CS*  
*15/3/21*

COUNTY ASSEMBLY OF EMBU

SECOND ASSEMBLY : FOURTH SESSION

REPORT OF THE COMMITTEE ON AGRICULTURE, LIVESTOCK,  
FISHERIES AND COOPERATIVE DEVELOPMENT ON THE STATUS OF  
IMPLEMENTATION OF PROJECTS UNDER THE NATIONAL  
AGRICULTURAL AND RURAL INCLUSIVE GROWTH PROJECT (NARIGP)  
AS AT OCTOBER 2020



*(2)*  
*CCA*  
*PLA-CS*  
*15/03/2021*

SUBMITTED FOR ADOPTION BY THE COUNTY ASSEMBLY

*(1)*  
*DPLCS*  
*forwarded*  
*PLA-CS*  
*15/3/2021*

*had*  
*17/03/2021*

Clerk's Chambers  
County Assembly of Embu,  
P.O. Box 140-60100,  
**EMBU**

FEBRUARY, 2021

## TABLE OF CONTENTS

LIST ABBREVIATIONS AND ACRONYMS.....	5
<b>EXECUTIVE SUMMARY</b> .....	6
1.1 Membership of the Committee .....	8
1.2 Mandate of the Committee .....	8
1.3 Problem Statement .....	8
1.4 Objectives/Terms of Reference .....	9
1.5 Methodology.....	9
1.6 Tools of Reference.....	9
1.7 Acknowledgement .....	9
<b>2.0. COMMITTEE DELIBERATIONS</b> .....	10
<b>2.1 BACKGROUND OF THE NARIGP</b> .....	10
2.1.1 Component 1: Supporting Community Driven Development .....	11
2.1.2 Component 2: Strengthening Producer Organization and Value Chain Development .....	11
2.1.3 Component 3: Supporting County Community-led Development .....	11
2.1.4 Component 4: Project Coordination and Management Monitoring and Evaluation .....	12
<b>2.2 SUBMISSION OF THE CECM ON IMPLEMENTATION STATUS OF NARIGP</b> .....	12
I. Identification of Value Chains .....	12
II. Summary of Activities under Each Value Chain.....	14
<b>III. Details of Activities under Component 1 - Supporting Community Driven Development.</b> .....	15
a) Formation and formalization of the Community Driven Development Committees (CDDCs) for the twenty wards.....	15
b) Guidelines for formation and qualifications for membership to the Community Driven Development Committees (CDDCs). .....	16
c) Responsibilities and duties of the Community Driven Development Committees (CDDCs).....	17
d) List of all the members of the twenty (20) Ward CDDCs .....	17
e) Identification and selection of the 201 Community Interest Groups (CIGS) from the 20 Wards.....	17
f) The procurement process for group's requirements. ....	18
g) The details of the bank account for CDDCs including the name of the bank and signatories and account balances as at 30th June 2020.....	19
h) Details and supporting documents for the expenditure under component one.....	21
<b>IV. Details of Activities under Component 2- Supporting Producer Organizations</b> .....	21
A. Process of Formation and Formalization of the Seven Producer Organisations (PO) .....	21
B. Formal Engagement of the POs and with the County Government.....	24
C. Obligations of the County government.....	24

COUNTY GOVERNMENT OF EMBU



COUNTY ASSEMBLY OF EMBU

SECOND ASSEMBLY : FOURTH SESSION

REPORT OF THE COMMITTEE ON AGRICULTURE, LIVESTOCK,  
FISHERIES AND COOPERATIVE DEVELOPMENT ON THE STATUS OF  
IMPLEMENTATION OF PROJECTS UNDER THE NATIONAL  
AGRICULTURAL AND RURAL INCLUSIVE GROWTH PROJECT (NARIGP)  
AS AT OCTOBER 2020

SUBMITTED FOR ADOPTION BY THE COUNTY ASSEMBLY

Clerk's Chambers  
County Assembly of Embu,  
P.O. Box 140-60100,  
**EMBU**

FEBRUARY, 2021

*Approval for Taking  
OSCA  
16/2/21*

*(3) Hon. Speaker  
For your information  
and further direction  
Please  
15/3/21*

*(2)  
CCA  
15/03/2021*

*(2)  
ADLCS  
15/3/2021*

1000

7

D. Obligations of the Producer Organization .....	24
E. Proposed Activities for the Seven (7) POs and Collaborators. ....	25
G. Expenditure under the Component 2 .....	26
<b>V. Details of Activities under Component 3 - Supporting County Community-led Development.....</b>	<b>26</b>
A. Process of Identifying Community-led Development Projects .....	26
B. Description of community-led development projects .....	26
C. Process of approval of the community- led development projects.....	27
D. Details of current status of the projects .....	27
E. Challenges encountered in implementation of Component three .....	27
F. Expenditure under the Component three (3) .....	27
G. Details of the Management team of all the Community-led development.....	28
<b>VI Details of Activities under Component 4 – Project Management Coordination and Monitoring and Evaluation .....</b>	<b>28</b>
<b>VII. IMPLEMENTATION STATUS AS AT OCTOBER 2020 .....</b>	<b>31</b>
A. Achievements under Component I- Supporting Community Driven Development. ....	31
B. Achievements under Component two - Strengthening Producer Organizations and Value Chain Development.....	34
C. Achievements under Component three- Supporting County Community-Led Development.....	36
D. Achievements under Component four (4)-Project Coordination & Management, Monitoring & Evaluation .....	37
<b>VIII FUNDS RECEIVED AND UTILIZATION .....</b>	<b>37</b>
<b>IX. CHALLENGES FACED ON IMPLEMENTATION OF NARIGP.....</b>	<b>38</b>
<b>3.0 REVIEW OF VISIT TO SAMPLED PROJECTS IMPLEMENTED THROUGH NARIGP IN THE SUB-COUNTIES .....</b>	<b>39</b>
3.1 Kathuriri Dairy cow project .....	39
3.2 Green Searchers Youth Group.....	41
3.3 Witikio Green Grams Project.....	43
3.4 Mutunduri Bidii Community Interest Group.....	44
3.5 Weru – Rupingazi Irrigation Project.....	46
<b>4.0 COMMITTEE FINDINGS AND OBSERVATIONS .....</b>	<b>48</b>
<b>5.0 COMMITTEE RECOMMENDATIONS.....</b>	<b>51</b>
<b>6.0 CONCLUSION AND ADOPTION .....</b>	<b>53</b>

## **LIST OF TABLES**

Table 1: Showing the ranking of Value Chains per sub-county.....	13
Table 2: Showing the final ranking of value chains using the frequency table.....	13
Table 3: Showing the Name of the CDDC and the respective bank balances as at 30th June 2020.....	19
Table 4: Showing the Producer Organizations that were selected under each Value Chain.....	22
Table 5: Showing the Management Structure in each Producer Organization.....	22
Table 6: Showing the proposed activities for the POs and providers of training.....	25
Table 7: Showing Project name, location, beneficiaries, approximate cost and the value chain for the Community-led Development Projects.....	26
Table 8: Showing the name of the project and its current status under Component three (3).....	27
Table 9: Indicates the Challenges encountered and mitigation measures under Component three (3):.....	27
Table 10: showing the Management team.....	28
Table 11 Indicating Members of County Project Steering Committee and their contacts.....	29
Table 12: Showing the details of the CTAC Committee Members.....	29
Table 13 : Showing Funding disbursed for Micro-projects per Ward.....	32
Table 14: Indicating the Four Investments Windows in which NARIGP Supports the Communities' Micro-projects.....	33
Table 15: Showing the Approved Micro Project Proposals per Ward per Category.....	33
Table 16: Indicating the no. of Micro projects already funded and those awaiting funding per Ward.....	34
Table 17: Showing the Disbursement of Funds to Producer Organizations.....	35
Table 18: Indicating the Enterprise Development Plans for the Producer Organizations.....	35
Table 19: Showing the Value Chain Upgrading Grants (VCUG).....	36
Table 20: Funds received under NARIGP and Utilization as at 30th September 2020.....	38
Table 21: Describing the Kathuriri Dairy Cow project.....	39
Table 22: Description of Green Searchers Youth Group.....	41
Table 23: Description of Witikio Green Grams project.....	43
Table 24: Description of the Mutunduuri Bidii community Interest Group.....	44
Table 25: Description of Weru-Rupingazi Irrigation Project.....	46
Table 26: Summary of Works done in the Phase one of Weru-Rupingazi Irrigation Project.....	47

## **LIST OF ANNEXES**

1. **ANNEX I:** List of CDDCs members per ward indicating contacts, zone, village and the rank held
2. **ANNEX II:** List containing critical information on the 201 groups
3. **ANNEX III:** Letter on Non-compliance issues in the National Agricultural and Rural Inclusive Growth Project implementing counties.

## LIST ABBREVIATIONS AND ACRONYMS

ALF&CD	-	Agriculture, Livestock, Fisheries and Cooperative Development Committee
BQs	-	Bills of Quantities
CBO	-	Community Based Organization
CDDC-	-	Community Driven Development Committee
CDPs	-	Community Development Plans
CECM	-	County Executive Committee member
CIGs	-	Community Interest Groups
CoK	-	Constitution of Kenya
COVID-19	-	Illness caused by a novel coronavirus now called severe acute respiratory Syndrome coronavirus 2 (SARS-CoV-2; formerly called 2019-nCoV)
CSO	-	Civil Society Organizations
CTAC	-	County Technical Advisory Committee
CRA	-	Commission on Revenue Allocation
CPSC	-	County Project Steering Committee
CPCU -	-	County Project Coordinating Unit
ESIA	-	Environment Social Impact Assessment
FFS	-	Farmer Field School
FS	-	Feasibility Study
GDP	-	Gross Domestic Product
GOK	-	Government of Kenya
ICT	-	Information and Communication Technologies
KeNHA	-	Kenya National Highways Authority
Kshs.	-	Kenyan Shilling
LCD	-	Liquid-Crystal Display
LRA	-	Land Registration Act 2012
MCAPs	-	Micro-Catchment Action Plans
M&E	-	Monitoring and Evaluation
MCI	-	Multi community Investment
MOPE	-	Market-Oriented Producer Enterprise
NARIGP	-	National Agricultural and Rural Inclusive Growth Project
No.	-	Number
NPCU	-	National Project Coordinating Unit
NTAC	-	National Technical Advisory Committee
ODK	-	Open Data Kit
PICD	-	Participatory Integrated Development Process
PIM	-	Project Implementation Manual
PO	-	Producer Organizations
SAIC	-	Social Accountability and Integrity Committees
SLM	-	Sustainable Land Management
VMG	-	Vulnerable and Marginalized Groups
VMGF	-	Vulnerable and Marginalized Groups Framework
VMGP	-	Vulnerable and Marginalized Groups Plan
VCUG	-	Value Chain Upgrading Grants
WB	-	World Bank

## EXECUTIVE SUMMARY

The National Agricultural and Rural Inclusive Project (NARIGP) is a Government of Kenya and World Bank funded project. The project covers the following 21 counties: Samburu, Turkana, Makueni, Meru, Kitui, Embu, Kilifi, Kwale, Narok, Kirinyaga, Kiambu, Muranga, Nakuru, Bungoma, Trans Nzoia, Nandi, Vihiga, Kisii, Nyamira, Migori and Homa Bay. NARIGP is supporting these counties to increase agricultural productivity and profitability of rural communities for the identified priority Value Chains (VC). The project has four component intervention areas: 1) Support community driven development 2) Strengthening producer organizations and VC development 3) Supporting County Community-Led development and 4) Project coordination and management; Monitoring and Evaluation (M&E) and Information Communication and Technology (ICT).

In Embu County the NARIGP project has a total allocation of Ksh 754,140,920 out of which the total disbursement so far is Ksh 333, 490,074 which includes a counter funding of Ksh 22, 861,332 from the Embu County Government.

In the implementation of the NARIGP, several achievements have been accomplished which include the formation of the Community Driven Development Committee in every ward which have acted as the link between the Department and the CIGs/VMGs.

The four Value Chains namely, Mangoes, Dairy Cows, Green Grams and Indigenous Poultry farming were identified competitively through the participation of the residents following the guidelines of Project Appraisal Documents (PAD).

Under the value chains the Two hundred and one (201) Community Interest Groups (CIGs) including some Vulnerable/Marginalized Groups (VMGs) have been formed to undertake various projects. The CIGs had contributed Kenya Shillings Sixteen million four hundred and fifty two thousand, two hundred and fifty eight only (**16,452,258**) both in cash and in kind towards the Projects that have been approved. In total each ward is supposed to propose thirty (30) micro projects. Out of the possible six hundred (600) projects, only two hundred and seventy four (274) projects have been approved. There were about two hundred and seventy proposals that were yet to be approved.

During the committee deliberations, it was observed that there were no regular reports on NARIGP project implementation submitted to the County Assembly, unless requested by the Committee, which had resulted into an information gap in the Assembly.

Further, the Committee observed that the county executive had interfered with World Bank Conditions on signatories to the Embu County NARIGP Bank Accounts. The Committee has therefore recommended that the CECM for Finance and Economic Planning should ensure that such interferences do not occur in future.

In an effort to verify the information provided by the department regarding the implementation of the programme the committee decided to visit some sampled Community Interest Groups (CIGs) under NARIGP covering the four value Chains. The visits were done



on 2<sup>nd</sup> and 3<sup>rd</sup> February 2021 in Runyenjes, Manyatta, Mbeere North and Mbeere South Sub-counties. The committee also visited a Mega Project, the Weru Ruringazi Irrigation Scheme which, when completed will provide irrigation water to one hundred and thirty seven (137) farmers/households in an area covering 54 hectares. The intake and sedimentation basin were almost complete when the committee visited the site. The main challenge for this project was the granting of permission by Kenya National Highways Authority to tunnel major roads to provide access to the pipeline which was about seventeen Kilometres

The groups/Projects demonstrated knowledge of their place, level and contribution along the respective Value Chain but lamented the cumbersome procurement process which resulted to delay in achievement of important milestones for their projects. It was also evident that some players had not fully been facilitated to carry out their duties.

The Committee urges the Department of Agriculture to ensure prompt implementation of all the projects after noting that the NARIGP implementation period would come to a close on 15<sup>th</sup> December 2021. It has further requested the department to seek for extension where there are compelling and justifiable reasons that many projects would not be completed within the timeframe.

The Committee has also requested the County Executive Committee Member for Finance and Economic Planning to ensure timely disbursement of counterpart funding as per the operational agreement between the County Government and the National Government so as not to compromise on implementation of NARIGP.

In conclusion the Committee avers that with proper implementation of all the Micro-projects proposed in respective Value Chains, the benefits will be immense and will impact a substantive number of people in Embu.

### 1.1 Membership of the Committee

The Committee on Agriculture, Livestock, Fisheries and Cooperatives was formed pursuant to Standing Order No. 204 of the Standing Orders of the County Assembly of Embu in an Assembly resolution adopted on 19<sup>th</sup> September 2017.

The committee membership comprises of the following members:

1.	Hon. Elizabeth Ndeleve Kibai	-	Chairperson
2.	Hon. Martin Mwangi Kimani	-	Vice Chairperson
3.	Hon. Agnes Wanjiru Gakungugu	-	Member
4.	Hon. John Gichovi Gatumu	-	Member
5.	Hon. Sicily Warue Mbugi	-	Member
6.	Hon. Patrick Njeru Mukavi	-	Member
7.	Hon. Benard Nyaga Kandia	-	Member

### 1.2 Mandate of the Committee

- (a) Investigate, inquire into, and report on all matters relating to the mandate, management, activities, administration, operations and estimates of the assigned departments;
- (b) Study the programme and policy objectives of departments and the effectiveness of the implementation;
- (c) Study and review all County legislation referred to it;
- (d) Study, assess and analyze the relative success of the departments as measured by the results obtained as compared with their stated objectives;
- (e) Investigate and inquire into all matters relating to the assigned departments as they may deem necessary, and as may be referred to them by the County Assembly;
- (f) To vet and report on all appointments where the Constitution or any law requires the County Assembly to approve, except those under Standing Order 198 (*Committee on Appointments*); and
- (g) Make Reports and Recommendations to the County Assembly as often as possible, including recommendation of proposed legislation.

### 1.3 Problem Statement

Embu County has received with much appreciation, the NARIGP programme which has made a lot of impact in the wards especially in the Agricultural sector. Several projects have been undertaken in all the twenty wards.

However, dissemination of information on implementation status of the donor funded programme, NARIGP has not been forthcoming especially to the County Assembly.

The NARIGP project has a total allocation of Ksh.754,140,920 out of which the total disbursement so far is Ksh 333, 490,074 which includes a counter funding of Ksh 22, 861,332 from the county.

The Committee notes that where regular and relevant reports are provided and proper oversight is carried out, there will be improved performance, transparency and well informed residents.

It is against this background that the Committee sought information from the executive on the implementation status of the NARIGP projects to inform the Embu residents and satisfy itself that the implementation is being carried out in a transparent and open manner.

#### 1.4 Objectives/Terms of Reference

- a) To scrutinize the NARIGP projects implementation status report
- b) To consider background information of NARIGP with a view to reporting on compliance with donor conditionalities.
- c) To consider the challenges encountered in the implementation of NARIGP
- d) To make relevant recommendations to the county Assembly

#### 1.5 Methodology

In its analysis, the committee applied the following methods;

- a) Committee meetings.
- b) Interrogation of the NARIGP projects implementation status report
- c) Sampled and toured several projects to confirm the status provided in the report.

#### 1.6 Tools of Reference



The committee made reference to the following documents and relevant laws to come up with its observations, findings and recommendations;

- a) The Constitution of Kenya, 2010
- b) The County Governments Act, 2012
- c) The Standing Orders (2<sup>nd</sup> Edition 2017)
- d) The Ministry of Agriculture guidelines on National Agriculture and Rural Inclusive Growth Project covering the Vulnerable and Marginalized Groups Framework

#### 1.7 Acknowledgement

The Committee thanks the Offices of the Speaker and the Clerk for the guidance offered throughout the process of producing this report. The committee also appreciates the CECM and his team for providing relevant information which was instrumental during the compilation of the report.

The Committee also thanks the secretariat for the efforts and assistance offered in preparation of this report.

Signed..........Date..........

**HON. ELIZABETH NDELEVE KIBAI, MCA**  
**CHAIRPERSON,**  
**COMMITTEE ON AGRICULTURE, LIVESTOCK, FISHERIES AND**  
**COOPERATIVES.**

## 2.0. COMMITTEE DELIBERATIONS

The Agriculture, Livestock, Fisheries and Cooperative Development Committee (ALF&CD) held several sittings to deliberate on NARIGP, a donor funded programme with the aim of evaluating and reporting on how it has been implemented in the county. The Committee sought submissions from the CECM in charge of the department on ALF&CD on the implementation of the programme as discussed in appropriate sections of the report.

The committee later retreated from 9<sup>th</sup> to 12<sup>th</sup> December 2020 to compile this report with recommendations for adoption in the Assembly.

## 2.1 BACKGROUND OF THE NARIGP

National Agricultural and Rural Inclusive Growth Project (NARIGP) is a Government of Kenya initiative funded by National Government, County Government and the World Bank. The project covers twenty one (21) counties with an implementation period of 5 years (2017-2021).

The proposed program supports Kenya's Vision 2030 whose key element is the development of "an innovative, commercially oriented and modern agriculture, livestock and fisheries sector" in an inclusive way.

A key principle of the (NARIGP) is the importance of linking farmer/Common Interest Groups (CIGs) and Vulnerable and Marginalized Groups (VMGs) organized along priority Value Chains (VC) to markets. Thus the three technical components of NARIGP are interlinked.

### **Effective dates**

The project was officially launched on 24<sup>th</sup> January, 2018 in a Workshop organized by the National Project Coordinating Unit (NPCU) in collaboration with World Bank officials at Embu. The baseline year is FY 2017/18, being the initial implementation financial year. However, the activities for the first six months were not achieved as planned due to delays in funds flow at the county level.

The **Mid-term** was May 2019 while the project is expected to end on 15<sup>th</sup> December 2021. Embu County is one of the 21 NARIG Project implementing counties and is classified among the Semi-Arid counties. The project covers the 4 sub-Counties (Manyatta, Runyenjes, Mbeere North and Mbeere South) and is implemented in all the twenty (20) wards.

**The Project Development Objective (PDO)** is to *"Increase agricultural productivity and profitability of targeted rural communities in selected counties, and in the event of an Eligible Crisis or Emergency, to provide immediate and effective response"*.

The four priority value chains namely, Dairy Cow, Chicken, Mangoes and Green grams were identified as having the potential to attain the project development objective. It is projected that direct beneficiaries across the county are 18,670 households.

### **Project Components**

The NARIGP comprise four (4) components which are briefly described below:

#### **2.1.1 Component 1: Supporting Community Driven Development**

In supporting community driven development, the component aims at the following among other items;

- Strengthening community level institutions (farmer/producer groups, cooperatives, etc.), to identify and implement investments that improve their agricultural production and productivity, food security and nutritional status.
- The Component also aims at reducing vulnerabilities such as unemployment (especially youth, vulnerable women), disability, food insecurity and malnutrition, and improving quality of life (small access roads/bridges, water, etc).
- This component also provide support through two windows aimed at: (a) providing financing for public goods, and; (b) promoting agricultural and rural livelihoods as private goods.

#### **2.1.2 Component 2: Strengthening Producer Organization and Value Chain Development**

- The purpose of this component is to support the strengthening of higher-level farmer institutions (co-operatives, producer organisations, natural resource users associations, etc) that help farmers and communities work together to improve productivity, value-addition, achieve efficiency and economies of scale of local activities.
- The component also supports activities that require cooperation within and across multiple communities. Key activities proposed under this component include:
  - (i) Build Producer Organizations (POs) capacity to support member Common Interest Groups (CIGs) and Vulnerable /Marginalized Groups (VMGs) to develop selected priority Value Chains in targeted rural communities.
  - (ii) POs formed from CIGs and VMGs formed under Component 1 will be strengthened to become viable, profitable and attractive to business partners in input, output, and service markets.

#### **2.1.3 Component 3: Supporting County Community-led Development**

- The intention of the component is to support and strengthen the capacity of County governments to support community-led development initiatives identified under Components 1 and 2.
- Enable county governments to establish mechanisms for effective citizen engagement through consultations, sensitizations, capacity building and partnerships.

#### **2.1.4 Component 4: Project Coordination and Management Monitoring and Evaluation**

The components entails;

- I. Project Coordination and Management
- II. Monitoring and Evaluation including the ICT platform
- III. Contingency emergency response provision to mitigate against any natural disaster striking the country to disrupt project implementation.

#### **2.2 SUBMISSION OF THE CECM ON IMPLEMENTATION STATUS OF NARIGP**

The CECM for ALF&CD in his various responses, the latest of which was dated 18<sup>th</sup> November 2020 ref no. ECG/AGRIC/ALFC.COMM./VOL.1/68 provided projects' implementation status as at October 2020. Members perused through the voluminous responses as had been requested by the committee where the following information was gathered.

##### **I. Identification of Value Chains**

The county identified four value Chains to be funded through NARIGP after a thorough selection procedure and ranking of proposed value chains. The selection was a very participatory process undertaken at county and community level as follows:

- a) Formation of the Value Chain Selection Committee
- b) Rapid Review and Analysis of Value Chains
- c) Participatory Value Chains Selection and Ranking in the Sub counties
- d) Participatory vetting and selection of Value Chains at County level
- e) Ratification and approval of selected Value Chains by CPSC.

##### **Criteria for selection of Value Chains**

The following criteria was used to guide in selection of the value chains

- i. Growth potential in both domestic and export market
- ii. Production growth potential within the county
- iii. Potential Outreach to targeted smallholder farmers
- iv. Competitiveness (e.g. yield, gross margin and value)
- v. Potential for social inclusion (e.g. women, youth, elderly, etc.)
- vi. Nutrition Sensitivity
- vii. Resilience to climate change
- viii. Nutrition Security and Food Security
- ix. Captured in County Integrated Development Plan (CIDP)

After a thorough selection process which included; Secondary data gathering analysis, Rapid review and analysis, value chains ranking in the four Sub-counties the following top four value chains in each sub-county were prioritized as shown below;

Table 1: Showing the ranking of Value Chains per sub-county

Sub-county	MANYATTA	MBEERE SOUTH	RUNYENJES	MBEERE NORTH
value chains	Dairy cow	Indigenous Poultry	Dairy cow	Indigenous Poultry
	Indigenous Poultry	Green grams.	Indigenous Poultry	Goat Meat
	Macadamia	Sorghum	Bananas	Sorghum
	Avocadoes	Goat Meat	Maize	Green grams

In summary, the total number of value chains that were subjected for vetting and ranking at the County level were as follows:

1. Dairy cow; 2. Indigenous poultry; 3. Bananas; 4. Maize; 5. Goat Meat; 6. Sorghum; 7. Green grams; 8. Macadamia; 9. Avocado.

The results of the final ranking for value chains using the frequency table is as indicated below;

Table 2: Showing the final ranking of value chains using the frequency table.

	1	2	3	4	5	6	7	8	9	Final Rank
<b>DC</b>	0	2	1	1	0	0	0	0	0	<b>2</b>
<b>IP</b>	4	0	0	0	0	0	0	0	0	<b>1</b>
<b>BA</b>	0	0	1	1	0	1	0	0	0	<b>5</b>
<b>MZ</b>	0	0	0	1	0	1	2	0	0	<b>7</b>
<b>MG</b>	0	0	0	0	1	0	1	2	0	<b>9</b>
<b>SG</b>	0	0	0	0	2	0	1	0	2	<b>8</b>
<b>GG</b>	0	2	1	0	0	0	0	1	0	<b>3</b>
<b>MAC</b>	0	0	0	1	1	1	0	1	0	<b>6</b>
<b>AV</b>	0	0	1	0	0	1	0	0	2	<b>4</b>

**KEY:** DC-Dairy Cows; IP- Indigenous Poultry; BA-Bananas;MZ-Maize; MG- Meat Goat; SG- Sorghum; GG-Green Grams; MAC-Macadamia; AV-Avocadoes

From the above table the four (4) value chains prioritized were:

- a) Indigenous Poultry
- b) Dairy
- c) Green grams
- d) Avocadoes

It was however recommended that Avocadoes be replaced with the Mangoes value chain in realignment with the Project Appraisal Documents (PAD).

## **II. Summary of Activities under Each Value Chain**

The CECM further provided the activities/projects that could be considered for funding under the prioritized value chains as follows;

### **A. Mango Value Chain**

The main activity include Capacity building and value addition with various sub activities as follows;

- i. Production and Disease Control
- ii. Value addition to include grading and packaging
- iii. Processing e.g. extraction of juice
- iv. Market research and market linkage
- v. Storage to increase shelf life and reduction of post-harvest losses
- vi. Construction of collection structures to hold the produce.

### **B. Dairy Value Chain**

The proposed activities include;

- i. Breed improvement
- ii. Quality and quantity production of milk
- iii. Cooling and chilling milk through coolers
- iv. Collection of milk / transport
- v. Capacity building
- vi. Value addition and Extended Shelf Life Milk (ESLF)
- vii. Marketing and linkages

### **C. Green Grams Value Chain**

Capacity building and value addition with various sub activities including the following:

- i. Quality and Quantity production
- ii. Sustainable
- iii. Threshing and transpiration
- iv. Storage and Post-harvest losses
- v. Capacity building
- vi. Marketing, Research and Development
- vii. Cooperative development

### **D. Indigenous Chicken**

Capacity building and value addition with various sub activities including the following:

- i. Quality and quantity production of chicken
- ii. Feed formulation
- iii. Slaughter slab
- iv. Transportation
- v. Marketing and market linkages



### III. Details of Activities under Component 1 - Supporting Community Driven Development.

The CECM for Agriculture provided details of the process followed in the formation and formalization of the Community Driven Development Committees (CDDCs) as explained hereunder;

#### a) Formation and formalization of the Community Driven Development Committees (CDDCs) for the twenty wards.

The Committee sought to know the process which was employed by the department in the formation of CDDCs. The CECM responded as follows;

That after identification of the targeted project wards in the county, the County Project Coordinating Unit (CPCU) engaged the respective communities in a rural participatory planning/mobilization process at ward level. The mobilization entailed, empowerment, creating awareness, training, and development of action plans. This was done through a participatory field survey on the community resources, constraints and opportunities using a Participatory Integrated Development Process (PICD that incorporates several participatory and learning tools including Participatory Analysis of Poverty and Livelihood Dynamics (PAPOLD). This process was carried out in all the 20 Wards.

The objective of the PICD process is to ensure all community members participate in identifying the community issues/problems, developing plans and generating solutions for the same.

During the PICD process the Wards were divided into four Zones. Eight opinion leaders were identified in each Ward with the help of Chief to serve as guides.

The PICD process steps included the following:

1. Collection, review and analysis of available information
2. Identification of information gaps
3. Carrying out field survey to collect missing information and verify some of the secondary data.
4. Identification of the Vulnerable and Marginalized Groups (VMGs)
5. Analyzing the information (Problem Analysis)
6. Development and endorsement of Community Development Plans/Micro-catchment Action Plans (CDPs/MCAPs)
7. CIGs formed around four priority value chains through the promotion of opportunities approach.
8. Formation of Community Driven Development Committees (CDDCs) in each ward to undertake the following;
  - i. Act as liaison between community and the CPCU and CPSC
  - ii. Ensure that community mobilization continues beyond the initial stages of the PICD process.

- iii. Registering a Community Based Organization (CBO) bearing the name of their respective Wards. The membership of this CBO constitutes all the CIGs/VMGs enlisted with NARIGP in that Ward.
- iv. Development of by laws that will guide implementation of community micro projects as detailed in the project documents (PAD, PIM and community grants management manual)
- v. Sign a Memorandum of Understanding (MOU) with County Government.
- vi. Open a Bank Account with a commercial Bank.

**b) Guidelines for formation and qualifications for membership to the Community Driven Development Committees (CDDCs).**

This is the third level in the overall institutional structures for implementing NARIGP. As part of the Participatory Integrated Community Development (PICD) planning process, the targeted communities will be assisted to establish a Community Driven Development Committee (CDDC) to run the ward micro-projects.

**The following attributes were considered when electing CDDC members;**

**NB:** The bona fide CDDCs were elected by the CIGs/VMGs that enlisted for the NARIGP micro projects and with the following attributes:

- i. Must have participated in the entire PICD process
- ii. Must have firm grasp of the CDPs/MCAPs
- iii. Must be trustworthy and well-respected members of the community
- iv. Must be literate and demonstrate willingness to be trained in management of Community-Driven Development (CDD) activities.
- v. Must have been involved in successful agricultural activities
- vi. Must be willing and available to volunteer and commit their time to community work (Expecting no payment or salary)
- vii. Should be able to communicate in Kiswahili or English
- viii. Should have community mobilization skills.

**In electing members to CDDC, the guidelines provided that the following were to be avoided;**

- i. People in full employment
- ii. Current and aspiring politicians
- iii. People involved in past fraud in any community project or venture

**Election of CDDC**

The following conditions/criteria were followed;

- i. Each value chain elected three (3) officials who constituted a twelve (12)-member value chain committee at the ward level.
- ii. Therefore, for the four (4) VCs, there were forty eight (48) elected VC leaders who nominated twelve (12)-CDDC members. In addition, it was a requirement for a VMG representative and two (2) Ex-Official members (either Water Resource Users

- Association, local chief, ward administrator, or a CBO), and one (1) PO representative making a total of 16 CDDC members.
- iii. Other conditions were that, the CDDCs elections were to be supervised by the SCTTs, and Gender and Social Services Department (GSSD) to take lead in the elections, with an administrator overseeing.
  - iv. The elections were to be democratic and transparent.
  - v. The CDDC will be managed by an executive committee of five (5) people at most i.e. Chairperson, Vice chairperson, Secretary, Vice secretary and Treasurer who were to be elected the same day by the fifteen (15) CDDC members.

**c) Responsibilities and duties of the Community Driven Development Committees (CDDCs).**

- i. Act as liaison between community and NARIGP
- ii. Implement the approved CDP and MCAP as per the CGM and ensure transparency and accountability
- iii. Vet micro-project proposals from the CIG/VMGs ensuring compliance to project safeguards
- iv. Prepare and submit regular progress and financial reports (Monthly/quarterly) to the CPCU
- v. Procure all micro project goods and services
- vi. Submit detailed activity schedule for all micro-projects to the county
- vii. Ensure participatory monitoring and evaluation by the community members and provide feedback to the county
- viii. Disclose fully or make available any information as may be required by NARIGP, County Government or their appointed agents
- ix. Be responsible for grievance redress and conflict resolutions that may arise from the communities as per the grievance redress guidelines
- x. Ensure the required community contributions are provided as stipulated in the CGM
- xi. Networking and resource mobilization
- xii. Oversee selection of beneficiaries under the employment programme and monitor timely wage payments.

Each CDDC has four sub-committees which include; Executive, Procurement, Finance, Monitoring and Evaluation.

**d) List of all the members of the twenty (20) Ward CDDCs**

The CECM submitted a list of members of the CDDCs which included the ward, Name, National identification number, phone number, and the village *{See Annex 1}*.

**e) Identification and selection of the 201 Community Interest Groups (CIGS) from the twenty Wards.**

- i. The CECM submitted that after investment opportunities were promoted and interested farmers enlisted themselves as Common Interest Groups (CIGs/VMGs)

along the four priority Value Chains namely: *Indigenous Chicken, Dairy Cow, Green Grams and Mangoes.*

- ii. The CIGs/VMGs then elected interim CDDC committee. The immediate role of the interim CDDC was to continue with sensitization of the community on NARIGP and also the enlisting of CIGs/VMGs with NARIGP. For a group to be enlisted with NARIGP it had to align its objectives with those of the project, be registered as a CIG and have at least thirty (30) members and also select a value chain of interest.
- iii. After the Interim CDDC forwarded the list of the enlisted CIGs/VMGs, election for the bona fide CDDC was then conducted. The bona fide CDDC was charged with the immediate role of mobilizing communities and enlist more CIGs/VMGs and also coordinate proposal development by the enlisted groups in line with CDPs/MCAPs validated during the PICD process.
- iv. Each Ward had a target of thirty (30) proposals

### **Proposal Development Procedure**

CIGs/VMGs through facilitation of their Sub County technical Teams (SCTTs) developed concept papers from prioritized issues in the CDP and presented them to CDDC.

The concepts papers are presented to SCTT for consideration during which the following is assessed:

- i. How well the project addresses priority community needs identified in the CDP.
- ii. The number of people (men and women) to be reached by these benefits.
- iii. The involvement of the vulnerable or disadvantaged groups in the proposed project
- iv. Contribution that the CIG/VMG is willing to make to the proposed project
- v. Current activities of the CIG and the involvement of members in these activities
- vi. Compliance with NARIGP guidelines on micro-projects.

The compliant concept notes were then developed into a full proposal by the groups using a proposal Template provided in the Community Grants Manual.

Vetting of the proposals was done at the CDDC level. The compliant proposals were forwarded to the CPCU which forwards them to County Technical and Advisory Committee (CTAC) for Validation and recommendation.

The proposals recommended by CTAC are the forwarded to the County Project Steering Committee for approval and authorization for Funding.

However as requested by the Committee, the department submitted a detailed list of the 201 CIGs containing the Micro-project proposed title, number of males and females in the group, value chain, contribution by the community and by NARIGP, names and contacts of the Chairperson and Secretary for each CIG. ***(See Annex 11 – list of the 201 Groups)***

#### **f) The procurement process for group's requirements.**

The group's procurement is done by a Procurement Committee consisting of three members who are not part of the executive sub-committee.

**The roles of this committee are;**

- i. Procure all goods and services which meet the requirements of the micro-project
- ii. Responsible for floating, opening and adjudication of bids, tenders and quotations.
- iii. Ensure that the procurement process is guided by the principles of economy, efficiency, equal opportunity, transparency and openness.
- iv. Maintain a stock register
- v. Inspect, verify and issue goods and services procured to users using the stock register
- vi. Supervise, maintenance and servicing of equipment and endorse payment for such services rendered.
- vii. Ensure proper installation of equipment and/or machinery where necessary.
- viii. Take custody (storage) of goods, identify any obsolete and non-functioning inventories and make recommendations for disposal.
- ix. Ensure that the premises intended to house the machinery and equipment are identified, renovated and or rehabilitated and all the necessary agreements and contracts are signed before they are procured.
- x. Ensure that the assets of the organization are secure and insured.

**g) The details of the bank account for CDDCs including the name of the bank and signatories and account balances as at 30th June 2020.**

The CECM reported that all CDDCs have bank accounts at Kenya Commercial Bank, Embu Branch. The signatories are the Chairman, Secretary and the Treasurer who is a mandatory signatory.

*Table 3: Showing the Name of the CDDC and the respective bank balances as at 30th June 2020*

NAME	Account no.	Signatories	Instructions	AMOUNT (Ksh )
Mbeti South CDDC	1269195646	John Ngari -Chairman Siphila Kiura -Secretary Evan Mwangi-Treasury Lucy Nginya- Member	<i>3 to sign. (Evan Mwangi mandatory)</i>	Ksh 4,103,524
Muminji CDDC	1261048997	Dickson Njiru-Chairman Charles Nyaga-Secretary Agnes Njoki-Treasury Edward Nyangi-Member	<i>All four to sign</i>	Ksh 3,628,074
Evurore CDDC	12614917785	Joseph Kangatta-Chairman Nicasio Nyaga-Secretary Jane Muthoni -Treasury Nyaga Ndumo-Member	<i>Any 3 to sign</i>	Ksh 1,608,341
Nthawa CDDC	1262049008	Charles Njeru-Chairman Josephine Kawira-Secretary Mary Iruma-Treasury Susan Nyawira-Member	<i>3 to sign. (Charles Njeru and Mary Iruma Mandatory)</i>	Ksh 2,262,078
Kagaari South CBO CDDC	1257371355	Mkini Moses-Chairman Elijah Njue-Secretary Rosemary Wanjira-Treasury	<i>All to sign</i>	Ksh 4,092,344

Ruguru /Ngandori CDDC	1257523317	Justus Njeru-Chairman Bibiana Njeru-Secretary Benson Nyaga -Treasury John Kariuki-Member	<i>Any three to sign</i>	Ksh 3,751,088
Kirimari CDDC	1256299766	Dedan Gitahi-Chairman Victoria W. Njagi-Secretary Francis Mengu-Treasury Naomi Wamuyu-Member	<i>Any three to sign</i>	Ksh 2,928,743
Kyeni South Ward CDDC	1258438208	Zakayo Wamahu-Chairman Virginia Wanjiru-Secretary James Fundi-Treasury Jane Muthoni-Member	<i>All to sign</i>	Ksh 3,961,372
Mbeti North CDDC	1256107492	Eunice Kagendo-Chairman Timothy Njeru-Secretary Paul Muriithi -Treasury Jane Njiru-Member	<i>All to sign</i>	Ksh 9,150,999
Kithimu Ward CDDC	1256398136	Samuel Njuki-Chairman Victoria Ngari-Secretary Sarah Njoki-Treasury John Ileri -Member	<i>Any three to sign</i>	Ksh 5,246,494
Runyenjes Central CDDC	1258223465	Muriithi Kanambiu-Chair. Venzia Muthoni-Secr. Moses Kinyua- Treasurer Elijah Njiru-Member	<i>Any 3 to sign</i>	Ksh 3,677,454
Gaturi North Ward CDDC	1264591047	Bernard Njagi-Chairman Stephen Muriithi-Secretary Henry Kanambiu-Treasury Isabella Purity-Member	<i>3 to sign. (Stephen Njiru mandatory)</i>	Ksh 1,239,238
Mavuria Ward CDDC	1257556754	Robert Nyaga-Chairman Helen Irobo -Secretary Gibson Kiamati-Treasurer Stanely Njue -Member	<i>Any 3 to sign</i>	Ksh 6,284,074
Mwea CDDC	126789292	Mary Ndunge-Chairman Musni Kalui-Secretary Luicer Mwikali- Member	<i>All 3 to sign</i>	Ksh 4,527,339
Nginda Ward CDDC	1256111007	Samuel M. Munyi-Chairman John M. Kathuri-Secretary Irene Wambogo-Treasury Rosemary Wawira - Member	<i>All to sign</i>	Ksh 4,085,714
Kiambeere CDDC	1256602914	Titus Wilson -Chairman Cyrus Muriithi -Secretary S. Muthoni -Treasury Peter Nyaga- Member	<i>Any 3 to sign</i>	Ksh 2,164,243
Gaturi South CDDC	1254770915	Owen Ndwiga-Chairman Gabriel Kinyua-Secretary Peter Muriithi-Treasury Asha Gitiri - Member	<i>Any 3 to sign</i>	Ksh 6,136,328

Makima Ward CDDC	1255140607	Jackson Muriithi-Chairman Vaseria Wanjiru-Secretary James Kasina-Treasury Pauline Mueni- Member	<i>All four to sign</i>	Ksh 1,743,594
Kyeni North Ward CDDC	1258438208	Zakayo Wamahiu-Chairman Virginia Wanjiru-Secretary James Fundi-Treasury Jane Muthoni- Member	<i>All to sign</i>	Ksh 2,145,038
Kagaari North CDDC	1260310345	Rose Muthoni-Chairman Ruth Wanjira-Secretary Mercy Karimi-Treasury	<i>All 3 to sign</i>	Ksh 2,541,088
<b>TOTAL</b>				<b>KShs 75,277,167</b>

#### **h) Details and supporting documents for the expenditure under component one**

- i. The Actual expenditure as at 30<sup>th</sup> June 2020 is Ksh3,608,344 for all CDDCs
- ii. However the Expenditure under the Component 1 for the quarters is indicated below
  - a) Quarter ending 30<sup>th</sup> June 2020 expenditure for component 1 is Ksh43, 862,056
  - b) Quarter ending 31<sup>st</sup> March 2020 expenditure for component 1 is Ksh35, 412,728
  - c) Quarter ending 31<sup>st</sup> December 2019 expenditure for component 1 Ksh1, 450,000
  - d) Quarter ending 30<sup>th</sup> September 2019 expenditure for component 1 is Ksh6, 802,850

**Total is 87,527,634**

#### **IV. Details of Activities under Component 2- Supporting Producer Organizations**

The Committee sought to know the process of formalization of the seven producer organizations, details of formal engagement with the county, responsibilities and duties of the Producer Organization in the implementation of NARIGP, details of activities accomplished by the producer organization and actual expenditure, details of the activities in the proposals for the seven producer organizations approved for funding and details of supporting documents of all expenditure.

##### **A. Process of Formation and Formalization of the Seven Producer Organisations (POs)**

The criteria for PO selection were as follows:-

1. Relevance to selected priority value chain
2. Number of beneficiaries/CIG/VMG/other farmer organizations
3. Level of market orientation (MOPE 0-3)
4. Market growth potential
5. Area coverage by the PO
6. Level of support received from other sources. The aim of this criterion (support from other sources) was to ensure complementarity and to avoid duplication.

Using the above criteria there were seven (7) POs selected in various value chains as shown in the table below.

Table 4: Showing the Producer Organizations that were selected under each Value Chain

Value Chain	Producer Organization
Dairy value Chain	1.Embu County Dairy Cooperative Union Limited (covering Embu County)
	2. Mburugu Dairy Farmers Cooperative Society
	3.Kawanjara Commercial Agribusiness Cooperative society
Mango value chain	4.Kyeni South Ward Farmers Cooperative Society Limited ( Kyeni South Ward)
Chicken value chain	5.Mbeere Twins Indigenous Poultry Cooperative Society Ltd (Mbeere South and Mbeere North)
Green grams value chain	6.Mweka Farmers Co-operative Society Limited (Mwea Ward)
	7.Makima Farmers Cooperative Society Limited (Makima ward)

In Embu all the POs selected were cooperative societies with structured laws. The selected POs have elaborate management structure as per their by-laws comprising of duly elected board of directors as shown in the table below.

Table 5: Showing the Management Structure in each Producer Organization

1	Embu County Dairy Cooperative Union	
	Chairman	Japheth Njeru Kagondu
	V/Chairman	Samuel Kariuki
	Treasurer	Leonard Kanake
	Hon Secretary	Cyprian Samburu
	Members	Samuel Njeru
		Christopher Nderi
		Catherine W Peter
		Francis Mugo
		Meggiesheilla Wawira
2	Mbeere Twins Indigenous Poultry Cooperative Society Ltd	
	Chairman	Felister W Ileri
	V/Chairman	Bernard Muriithi
	Treasurer	Gerald Muriithi
	Hon Secretary	Beatrice Mwingi
	Members	Mary Mwaniki
		Charles Mwathi
		Cecily Njoki Njagi
3	Mweka Farmers Cooperative Society Limited	
	Chairman	Joseph Mwanza
	V/Chairman	Peter Mutua



	Treasurer	Isaac Mulandi
	Hon Secretary	Rhoda Ndunga
	Members	Reuben Mutuku
		Felister Ndinda
4	Mburugu Dairy Farmers Cooperative Society	
	Chairman	Samuel Njeru
	V/Chairman	David Muita
	Treasurer	Edith Mukiithi
	Hon Secretary	Michael Njagi
	Members	Eustace Iganjo
		Weddy Njoki
		Salesio Kanake
		James Njagi Mkea
5	Kwanjara Commercial Village Agribusiness Coop Society Ltd	
	Chairman	Joseph Njeru
	v/Chairman	Francis Mugo
	Treasurer	-
	Hon Secretary	-
	Members	Nicera Muthoni
		Cecily Ileri
		Sarah Wanjiku
		Albanard Kivuti
6	Kyeni South Ward Farmers Coop Society Ltd	
	Chairman	Peter Ndwiga Muranga
	V/Chairman	Elias Gachingo
	Treasurer	Catherine Wanja
	Hon Secretary	Kenneth Mukundi
	Members	John Nyaga
		Bernard Murithi
		Marion Wawira
7	Makima Farmers Coop Society Ltd	
	Chairman	Samuel Muturi
	V/Chairman	Dominic Njeru
	Treasurer	
	Hon Secretary	
	Members	Barnabas Njau
		Rhoda Nginya
		Cecilia Gichovo
		Jane Ngilu
		Newton Maina
		Alfred Kiringa

## **B. Formal Engagement of the POs and with the County Government**

The Committee was informed that all the Seven (7) POs entered into a formal engagement /MOU with the county Government which was signed between the Chief Officer Agriculture on behalf of the County government.

Under the agreement each party has a role to play as stipulated in the Project Implementation Manual (PIM) which are as below:-

## **C. Obligations of the County government**

- i. To provide training and technical assistance to PO's
- ii. To make resources available to the PO for implementation of projects.
- iii. To carry out periodic supervision and inspection, implementation support and M&E of PO activities funded under county government and NARIGP.
- iv. The county government may terminate the right of people to use NARIGP funds.

## **D. Obligations of the Producer Organization**

In the first six months of implementation, the PO will become eligible for allocation of NARIGP resources upon compliance with the following minimum conditions:

- a) Signing of MOU with the county government
- b) Opening a separate bank account dedicated to the project with a commercial bank acceptable to the World Bank, with the chairperson and treasurer of the PO as mandatory signatories.
- c) Undergoing training organized under the project on policies and procedures governing management of the PO.

After implementation, to be eligible to continue receiving NARIGP resources, the PO will be required to meet the following minimum set of conditions:

- i. Demonstrate that the PO is making good progress in the expansion of its membership to eligible farmers targeted under the project within the areas of the POs jurisdiction
- ii. PO contribution to support sub-projects as outlined in the project grants manual, ;
- iii. Timely submission of quarterly project technical and financial reports for the previous six months.

The PO is expected to;

- 1) Apprise, carry out and verify its activities under the project with due diligence and efficiency in accordance to guidelines as detailed in the PIM
- 2) Maintain policies and procedures adequate to enable the county government , the recipient and the world bank to monitor the progress of its activities under the project and the achievement of project objectives
- 3) Enable the county government, recipient and the World Bank such information as reasonably requested relating to the performance of the project :and
- 4) Exercise its rights and perform its obligations in implementation of the projects in the community in such a manner as to protect the interests of the county government the recipient and the World Bank, and to accomplish the purposes of the projects.

The PO shall carry out activities in accordance with agreements set out in this MOU and use funds within eligible expenditure areas and adhere to environmental and social safeguards as outlined in the PIM

The PO shall ensure that all reporting including financial and technical reports are compiled and submitted as per guidelines in the PIM and ensure a proper compilation of any complaints on issues of environmental and social safeguards, procurement, fraud and corruption.

### E. Proposed Activities for the Seven (7) POs and Collaborators.

Table 6: Showing the proposed activities for the POs and providers of training.

S/no	Activity	Who will provide training involved in the activity
1	Drafting of inclusion and membership grant proposal	CPCU, existing PO executive committee
2	Management committee on the purpose of inclusion and membership grant	CPCU, existing committee PO management committee
3	Opening of PO NARIGP account in KCB	PO, Accountant, chairperson, treasurer and alternate signatures
4	Establishment of grant management structure and training them on their roles	PO and CPCU
5	Approval of inclusion and membership grant by CPSC	CPSC, CPSU, and CTAC
6	Disbursement of inclusion and membership grant by the PSCC	PO and NARIGP
7	Planning meeting for training and baraza roll out	PO rep, SCTT, Ward rep. and local Administration
8	Training PO on leadership and governance	PO and POE CPCU
9	Training PO on management skills	PO and POE
10	Training PO on market access and linkages	PO and POE
11	Training PO on proposal writing	PO and POE
12	Recruitment of new members (holding of <i>barazas</i> and follow up trips by PO representatives)	PO reps CDD, SCCT, Chiefs, Ward Administrators

### F. Activities Accomplished by POs as at 30/06/2020

The following is a breakdown of activities that the producer organizations have been able to accomplish as at 30/6/2020.

1. Capacity building
2. Membership and inclusion grant issued so far
  - a) Embu county Dairy union - Kshs 1.4m
  - b) Mburugu dairy - Kshs 990,000
  - c) Kawanjara commercial village - Kshs 990,000
  - d) Mbeere Twins - Kshs 990,000

e) Kyeni south ward FCS	-	Kshs 497,000
f) Mweka farmers	-	Kshs 497000
g) Makima farmers	-	Kshs 490,000
<b>TOTAL</b>	-	<b><u>KSHS: 5,957,020</u></b>

3. Proposal and concepts Development are awaiting funding.

### G. Expenditure under the Component 2

The CECM provided the total expenditure under component 2 broken down into several quarters as shown below;

i. Quarter ending 30 <sup>th</sup> June 2020 expenditure for component 2	-	Ksh 3, 531,300
ii. Quarter ending 31 <sup>st</sup> March 2020 expenditure for component 2	-	Ksh 9, 526,520
iii. Quarter ending 31 <sup>st</sup> December 2019 expenditure for component 2	-	Ksh 10, 266,500
iv. Quarter ending 30 <sup>th</sup> September 2019 expenditure for component 2	-	<u>Ksh 1, 513,600</u>
		<b>Total Ksh <u>24,837,920</u></b>

## V. Details of Activities under Component 3 - Supporting County Community-led Development

### A. Process of Identifying Community-led Development Projects

- Through the CDP (Community Development Plans) of specific wards or through the MCAP (Micro-Catchment Action Plans) developed during the PICD process.
- Through the value chain by the PO (Producer Organization).

### B. Description of community-led development projects

Table 7: Showing Project name, location, beneficiaries, approximate cost and the value chain for the Community-led Development Projects

Project name	Location	No. of beneficiaries	Approx. cost. (Ksh)	Value Chain
Rupingazi/Weru	Mbeti south Ward	Phase 1 - 137 members	148 million (VAT Inclusive)	Mangoes
Gitinangugu dam desilting and Sustainable Land Management activities	Mavuria Ward	200no.	22million	Mangoes
Itiira -Kagumori Earth dam construction and SLM activities	Muminji Ward	200no.	17 million ( <i>budget not yet finalized</i> )	Mangoes
Embu County Dairy Processing Plant	Kagaari South Ward	18,644	100 Million	Dairy cow
Kithimu Grain store	Kithimu Ward	101	70 Million	Green grams

### C. Process of approval of the community- led development projects

- i. Vetting by CTAC (County Technical Advisory Committee) Directors.
- ii. Approval by CPSC (County Project Steering Committee) Chief Officers and other stakeholders
- iii. Approval by NTAC (National Technical Advisory Committee) based at the headquarters, Nairobi.

### D. Details of current status of the projects

Table 8: Showing the name of the project and its current status under Component three (3)

PROJECT	CURRENT STATUS
Rupingazi Weru Irrigation Project	Tendering stage
Gitinangugu Concrete Dam	Awaiting world Bank -no objection
Itiira Kagumori Earth Dam	Approval stage, ESIA not done
Embu County Dairy Processing Plant	Awaiting full approval at National level
Kithimu Grain Store	Awaiting approval at National level

### E. Challenges encountered in implementation of Component three

Table 9: Indicates the Challenges encountered and mitigation measures under Component three (3):

CHALLENGES	MITIGATION MEASURES
1.Long approval process of proposed projects and is too much documentation	Use of panel of experts to assist make the process faster.
2.Indequate capacity in surveying and designing dams	Use of short term experts (STEs)
3. Lack of equipment especially survey equipment.	Planning to procure a Total station for the county and train a few staff on how to use it

### F. Expenditure under the Component three (3)

- i. Quarter ending 30<sup>th</sup> June 2020 expenditure for components 3 - Ksh4, 381,500
- ii. Quarter ending 31<sup>st</sup> March 2020 expenditure for component 3 - Ksh2, 805,126
- iii. Quarter ending 31<sup>st</sup> Dec 2019 expenditure for component 3 - Ksh3, 279,550
- iv. Quarter ending 30<sup>th</sup> September 2019 expenditure Comp. 3 - Ksh2, 228,100

**Total - Ksh 12,694,276.**

**G. Details of the Management team of all the Community-led development.**

The following members of the executive committee for the Community-led development had been elected to the position shown in the table below;

*Table 10: showing the Management team*

1	RUPINGAZI/WERU IRRIGATION SCHEME	
	Chairman	Jeremy Nyaga
	Treasurer	Grace Kariuki
	Secretary	Francis Mwaniki
2	GITINANGUGU CONCRETE DAM	
	Chairman	Boniface Murithi Njeru
	Treasurer	Elizabeth Njeru
	Secretary	Dominic Munene
	ITIIRA-KAGUMORI EARTH DAM	
	Chairman	None
	Treasurer	None
	Secretary	None
4	EMBU COUNTY DAIRY PROCESSING PLANT	
	Chairman	Japheth Njeru Kagondu
	V/Chairperson	Samuel Kariuki
	Treasurer	Leonard Kanake
	Hon Secretary	Cyprian Samburu

**V. Details of Activities under Component 4 – Project Management Coordination and Monitoring and Evaluation**

## A. List of committee members for all the County Committees

### (I) Members of the County Project Steering Committee (CPSC)

Table 11 Indicating Members of County Project Steering Committee and their contacts

	NAME	STATION/ORGANIZATION	MOBILE
	Dr. Jamleck Muturi	CEC-Agriculture, Livestock Fisheries and Cooperatives	0720369707
	John N. Nyaga	CO-Agriculture and Cooperatives	0722404698
	Alvan M. Gatumu	CO- Livestock and Fisheries	0725442879
	Boniface Birichi	Director-NEMA	0796252729
	Mary Munene	CO-Infrastructure	0714746678
	Eng. Richard Mbogo	CO-Lands	0724164162
	Nicholas Kunga	CO-Environment	0722407558
	Jeremy Kamwethe	Farmers Representative/ EDSA Feeds	0722526559
	Hawa Omari	Investments and Industry	0722389603
	David Mukunga	County Commissioner's Office	0723776084
	Joel Kimari	National Youth Council	0711290058
	Maureen K. Nyaga	Maendeleo Ya Wanawake Organization	0723871481
	John Mugo Mate	Kenya National Chamber Commerce and Industry	0720731211
	Rose Njeri	Association of Physically Disabled of Kenya	0721728306
	Jane Muriithi	CPC –NARIGP	0724484100

### (II) Members of the County Technical Advisory Committee (CTAC)

Table 12: Showing the details of the CTAC Committee Members

S.No	NAME	ORGANIZATION	CONTACTS
1.	John N.Nyaga	Director-Agriculture (Chair)	0722404698
2.	Virginia Warue	Director-Tourism	0722738720
3.	Maina Murangu	FAO-County Coordinator	0721479329
4.	Murimi Nyaga	Director-Livestock Production and Veterinary	0721525738
5.	Dr Wang'an'ga	Veterinary Services	0799989521
6.	Jane Muriithi	NARIGP CPCU	0724484100
7.	Elizabeth Ngotho	NEMA	0725084637
8.	Patrick Njeru	Agriculture	0720301565
9.	Mercy Mongo	Director-Trade and Industry	0722640284
10	Patrick Njagi	Director-Environment	0722439787
11	Eng. Albert Gatuta	Director-Water and Irrigation	0720746515
12	Zachary Mukiira	Director- Social Services	0722657105
13	Antony Sawaya	Director-Trade	0721979760
14	Hellen Munene	KCEP/Agriculture	0724441420
15	Eliud Kagete	KALRO	0721416503
16	Jacob Gititi	Director-Lands	0720957083
17	Zachary Mukiira	Director-Social services	0722657105

## **B. Details of the responsibilities and duties of all county Committees.**

The CECM reported that at the County level there are two Committees dealing with NARIGP issues whose specific responsibilities are enumerated below;

### **i) Responsibilities and Duties of the County Project Steering Committee (CPSC):**

- a. Providing implementation oversight in the county and supervisions; including approving county Annual Work Plans and Budgets (AWP&BS), community-led micro-project proposals and multi community investment proposals submitted by CIGs, VMGs and POs through a competitive process.
- b. Ensuring the proposed projects are incorporated in the County Integrated Development Plan (CIDP) and the County Annual Development Plan (CADP)
- c. Conducting project monitoring and performance improvement.

### **ii) Responsibilities and Duties of the County Technical Advisory Committee (CTAC):**

- a. Providing technical advice and quality assurance in implementation of the Project at the county level.
- b. Vetting /Validation of Community led Micro project proposals and Multi community Investment (MCI) Proposals submitted by CIGs, VMGs and POs.
- c. Field Monitoring missions

### **County Project Steering Committee (CPSC) Activities:**

- a. Approval of the four (4) Value Chains for the Project in the county
- b. Approval of 274 Community led Micro project proposals in Component 1
- c. Approval of Enterprise Development Plans (EDPs) by seven (7) Producer Organizations in Component 2 and recommending to NTAC for approval
- d. Approval of 4 Value Chain Upgrading Grant Proposals in Component 2 and recommending to NTAC for approval.
- e. Approval of 5 Multi Community Investment Projects in component 3 and recommending to NTAC for approval.
- f. Approval of reallocation of funding for Farmer Field Schools Training and recommending to NPCU for approval
- g. Approval of reallocation of funding for Procurement of 20 Motorcycles and recommending to NPCU for approval
- h. Approval of reallocation of funding for Procurement of Audio Visual Teleconferencing facility and recommending to NPCU for approval
- i. Approval of Annual Work plan and Budgets (AWPBs)

### **County Technical Advisory Committee (CTAC) Activities:**

- a. Validation of the 4 Value Chains for implementation by the county and recommending to CPSC for approval
- b. Validation/Vetting of 274 Community led Micro project proposals in Component 1 and recommending to CPSC for approval



- c. Validation/Vetting of Enterprise Development Plans (EDPs) by 7 Producer Organizations in Component 2 and recommending to CPSC for approval
- d. Vetting of 4 Value Chain Upgrading Grant Proposals in Component 2 and recommending to CPSC for approval
- e. Vetting of 5 Multi Community Investment Projects in component 3 and recommending to CPSC for approval
- f. Validation of reallocation of funding for Farmer Field Schools Training
- g. Validation of reallocation of funding for Procurement of 20 Motorcycles
- h. Validation of reallocation of funding for Procurement of Audio Visual Teleconferencing facility.
- i. Validation of Annual Work plan and Budgets (AWPBs) and recommending to CPSC for approval

### C. Details of Expenditure under Component four (4)

- i. Quarter ending 30<sup>th</sup> June 2020 expenditure for component 4 -Ksh7, 473,216.05
- ii. Quarter ending 31<sup>st</sup> March 2020 expenditure for component 4 - Ksh 3,080,898
- iii. Quarter ending 31<sup>st</sup> Dec 2019 expenditure for component 4 - Ksh10, 622,093
- iv. Quarter ending 30<sup>th</sup> Sept. 2019 expenditure for component 4 - Ksh 7,010,315

**Total - Ksh 28,186,522.05**

## VII. IMPLEMENTATION STATUS AS AT OCTOBER 2020

The CECM for ALF &CD submitted the implementation status of the NARIGP program as at October 2020 as follows;

### A. Achievements under Component I- Supporting Community Driven Development.

- i. Started with Participatory Integrated Community Development (PICD) process in all twenty (20) wards of the County.
- ii. Prepared the Community Development Plan (CDP) and Micro Catchment Action Plans (MCAP) in all the 20 wards.
- iii. Formalized Community Driven Development Committees (CDDCs) in the 20 wards where all CDDCs were registered, trained and Bank Accounts opened.
- iv. All CDDCs have successfully played the role of liaison between the community and NARIGP.
- v. In support of community driven development, **274** micro project proposals have been developed, approved and funded at a cost of **KSh. 109.8 million** disbursed to the twenty (20) Community Driven Development Committees (CDDCs) in the 20 wards (*see Table 13*).
- vi. To increase ownership and for sustainability, the beneficiaries make community contributions depending on the categories they will be involved in (*see Table 14*). The total number of funded Micro projects cutting across the different categories is shown in *Table 15*

- vii. The procurement process for implementation is ongoing for the 274 funded micro projects. Another total of 270 micro project proposals is awaiting approval by County Project Steering Committee (CPSC) for more funding to the communities as shown in **Table 16**
- viii. Farmer Field School (FFS) training has been undertaken for a hundred and six (106) FFS facilitators, Eighty (80) Community Based Facilitators and twenty six (26) Technical Staff from the wards). These will facilitate the Common Interest Groups (CIGs) in the implementation of their micro projects in the field using the Farmer Field Schools (FFS) approach.

*Table 13 : Showing Funding disbursed for Micro-projects per Ward*

S.No.	Ward	No. of Micro project Proposals Approved	Total Disbursement (KShs)
1.	Nginda	12	4,855,300
2.	Kirimari	7	2,832,620
3.	Kithimu	13	6,168,870
4.	Ruguru/Ngandori	13	5,449,454
5.	Mbeti North	21	8,963,040
6.	Gaturi South	15	6,276,884
7.	Kagaari South	14	5,759,500
8.	Kyeni South	10	3,953,000
9.	Kyeni North	15	5,687,361
10.	Evurore	13	5,332,830
11.	Mbeti South	12	4,122,350
12.	Makima	9	3,879,800
13.	Mavuria	18	6,814,400
14.	Gaturi North	15	5,578,216
15.	Runyenjes Central	14	5,824,160
16.	Kiambere	15	5,919,110
17.	Mwea	21	8,628,290
18.	Kagaari North	10	3,778,310
19.	Nthawa	13	5,132,270
20.	Muminji	14	4,848,350
<b>TOTAL</b>		<b>274</b>	<b>109,804,115</b>

Table 14: Indicating the Four Investments Windows in which NARIGP Supports the Communities' Micro-projects

	Investments	% of Grant	No. of Micro project proposals per Ward	Project Grant Ceilings (KShs)	Community Contribution
1.	Sustainable Land Managements (SLM) and Value Chains (VC)	60%	18	500,000	At least 10% (In cash or kind)
2.	Market Oriented Livelihood Intervention	25%	7	200,000	30% (5% in cash-Must, 25% in kind)
3.	Vulnerable/Marginalized Groups (VMGs)	10%	3	100,000	Nil
4.	Nutrition	5%	2	50,000	Nil
			<b>Total -30</b>		

Table 15: Showing the Approved Micro Project Proposals per Ward per Category

	Ward	Dairy	Poultry	Mango	Green grams	SLM	VMGs	Nutrition	Market Oriented	Total Micro projects
1.	Nginda	5	5	0	0	0	0	2	0	12
2.	Kirimari	2	3	1	0	0	0	1	0	7
3.	Kithimu	4	8	1	0	0	0	0	0	13
4.	Ruguru/Ngandori	4	7	0	0	0	2	0	0	13
5.	Mbeti North	5	10	0	2	1	3	0	0	21
6.	Gaturi South	5	6	2	0	0	1	1	0	15
7.	Kagaari South	4	7	0	1	0	1	0	1	14
8.	Kyeni South	3	5	0	0	0	1	1	0	10
9.	Kyeni North	3	8	0	0	2	1	1	0	15
10.	Evurore	1	5	1	5	0	1	0	0	13
11.	Mbeti South	2	2	2	2	0	2	1	1	12
12.	Makima	2	5	0	1	0	1	0	0	9
13.	Mavuria	0	10	3	2	0	1	1	1	18
14.	Gaturi North	3	6	1	0	2	3	0	0	15
15.	Runyenjes Central	5	6	0	0	3	0	0	0	14
16.	Kiambere	1	4	2	3	2	2	1	0	15
17.	Mwea	3	6	1	6	2	1	1	1	21
18.	Kagaari North	3	4	1	0	0	2	0	0	10
19.	Nthawa	1	7	2	1	0	2	0	0	13
20.	Muminji	2	3	0	5	0	2	1	1	14
	<b>TOTAL</b>	<b>58</b>	<b>117</b>	<b>17</b>	<b>28</b>	<b>12</b>	<b>29</b>	<b>8</b>	<b>5</b>	<b>274</b>

Table 16: Indicating the no. of Micro projects already funded and those awaiting funding per Ward

S.No.	Ward	No. of Micro project Proposals	Micro project Proposals Awaiting CPSC Approval	Total per Ward
1.	Nginda	12	18	30
2.	Kirimari	7	9	16
3.	Kithimu	13	5	18
4.	Ruguru/ Ngandori	13	18	31
5.	Mbeti North	21	7	28
6.	Gaturi South	15	27	42
7.	Kagaari South	14	15	29
8.	Kyeni South	10	16	26
9.	Kyeni North	15	15	30
10.	Evurore	13	15	28
11.	Mbeti South	12	11	23
12.	Makima	9	20	29
13.	Mavuria	18	11	29
14.	Gaturi North	15	14	29
15.	Runyenjes Central	14	18	32
16.	Kiambere	15	10	25
17.	Mwea	21	7	28
18.	Kagaari North	10	18	28
19.	Nthawa	13	3	16
20.	Muminji	14	13	27
<b>TOTAL</b>		<b>274</b>	<b>270</b>	<b>544</b>

## B. Achievements under Component two - Strengthening Producer Organizations and Value Chain Development.

### Component 2 Objectives:

- i. Build Producer Organizations (POs) capacity to support member Common Interest Groups (CIGs) and Vulnerable /Marginalized Groups (VMGs) to develop selected priority Value Chains in targeted rural communities.
- ii. POs formed from CIGs and VMGs formed under Component 1 strengthened to become **viable, profitable and attractive** to business partners in input, output, and service markets.

Under **Component 2**, seven existing POs/Cooperatives have been funded with the inclusion and membership grants totaling **KShs. 5,957,020** as shown in **Table 17 below**.

Table 17: Showing the Disbursement of Funds to Producer Organizations

	Cooperative	Value Chain	Amount Disbursed (KSH)
1	Embu County Dairy Coop Union	Dairy	1,476,800
2	Mburugu Dairy Coop Society	Dairy	996,020
3	Kawanjara Commercial Agribusiness Coop society	Dairy	999,040
4	Mbeere Twins Poultry Coop Society	Chicken	996,240
5	Makima Farmers Coop Society	Green grams	497,270
6	Mweka Farmers Coop Society	Green grams	493,300
7	Kyeni South Ward Multipurpose Coop Society	Mangoes	497,850

The seven Producer Organizations have also developed seven (7) Enterprise Development Plans (EDPs) and four (4) Value Chain Upgrading Grants (VCUGs) proposals as shown in **Table 18** and **Table 19** respectively. This will secure more funding for development of the prioritized value chains.

Table 18: Indicating the Enterprise Development Plans for the Producer Organizations

	Name of Producer Organization	Objectives	NARIGP Intervention	Estimated Cost (Ksh)
1.	Embu Dairy Cooperative Union	To reduce postharvest losses in dairy	Procure cold Chain transport system	5m
2.	Kawanjara Commercial Village Agribusiness Coop Society Ltd	To increase milk collection from members	Procure transport system and establish aggregation centres	4.4m
3.	Mburugu Dairy Coop Society Ltd	To increase milk collection from members	Procure Management Information System	3.5m
4.	Kyeni South Ward Farmers Cooperative Society	To increase aggregation of mangoes for increased incomes	Procure mangoes value addition equipment	7.8m
5.	Mbeere Twins Poultry CS Ltd	To increase chicken collection for members for increased incomes	Procure cold chain transport system and establish slaughter slabs	8m
6.	Makima Famers' Cooperative Society	To increase aggregation of quality green grams for increased incomes	To procure transport system and Mechanization facilities	5M
7.	Mweka Farmers' Cooperative Society	To increase aggregation of quality green grams for increased incomes	To procure transport system and Mechanization facilities	5M
			<b>TOTAL</b>	<b>38.7M</b>

Table 19: Showing the Value Chain Upgrading Grants (VCUG)

	Name of Producer Organization	VCUG	Estimated Cost (Ksh)
1.	Mbeere Twins Poultry Cooperative Society Ltd	Chicken Feed Processing Plant	13.9m
2.	Mburugu Dairy Cooperative Society Ltd	Dairy Cow breed improvement	14m
3.	Kyeni South Ward Farmers Cooperative Society	Cold Storage for Mangoes	13.9m
4.	Mweka Farmers' Cooperative Society Ltd	Green grams value addition	13.9m
<b>TOTAL (KSH)</b>			<b>55.7m</b>

**N.B: The Value Upgrading Grants are one per Value Chain.**

One value chain related Multi Community Investment namely, Embu County Milk Processing Plant received conceptual approval from National Technical Advisory Committee (NTAC). The designs, Bills of Quantities and the Environment and Social Impact Assessment (ESIA) report were being prepared so that the investment gets full approval.

**C. Achievements under Component three- Supporting County Community-Led Development**

**Component 3 Objectives:**

- i. To strengthen the capacity of county governments to support community-led development initiatives identified under components 1 & 2.
- ii. Enable county governments to establish mechanisms for effective citizen engagement through consultations, sensitizations, capacity building and partnerships

In **Component 3**, proposals have been developed for the following Multi Community Investments (MCI) projects:

- i) Weru-Rupingazi Irrigation Project is already under implementation. (Environment & Social Impact Assessment report approved, NEMA License, KeNHA permit & Kenya Forest Services permit).
- ii) Desilting of Gitinangugu Concrete dam - Environment & Social Impact Assessment (ESIA) is awaiting clearance by the World Bank for the advertisement of the tender.
- iii) Itiira Kagumori Earth dam has received conceptual approval at the National level; Designs, BQs and the Environmental and Social Impact Assessment (ESIA) report are being developed.
- iv) Forty (40) Youths were trained on Participatory Education Theatre (PET) and later participated in the Road Show to sensitize the community all over the county on the NARIG Project objectives & philosophy.

- v) Six (6) sensitization workshops have been held where Members of County Assembly (MCAs), County Technical Departments representatives and 4 at Sub-county level have been sensitized.

#### **D. Achievements under Component four (4)-Project Coordination & Management, Monitoring & Evaluation**

The component entails:

- i. Project Coordination and Management
- ii. Monitoring & Evaluation including the ICT platform
- iii. Contingency emergency Response provision to mitigate against any natural disaster striking the country to disrupt project implementation.

#### **Implementation Structures:**

The following committees are instrumental in the operations of NARIGP Programme in Embu County. They are in place and functional.

- i. County Project Steering Committee (CPSC)
- ii. County Technical Advisory Committee (CTAC)
- iii. County Project Coordinating Unit (CPCU)
- iv. Community Driven Development Committee (CDDC)
- v. Social Accountability and Integrity Committees (SAIC)

#### **Milestones**

- a. 52 youths and 60 Monitoring & Evaluation Subcommittee members have been trained on Open Data Kit (ODK) digital data collection and have collected baseline data for **17,525** households.
- b. A total of 554 micro project proposals have been screened for Environmental and Social Safeguards compliance.
- c. Office renovation is complete, ICT equipment procured (*4 desk computers and 9 laptops*), Liquid-Crystal Display (LCD) Projector, photocopier, Printer, Two (2) motor vehicles issued-GK B488V &GK B489V.

### **VIII. FUNDS RECEIVED AND UTILIZATION**

NARIGP project in the county has a grand total allocation of KShs. **754,140,920**. Since project initiation, the county has received KShs. **310,628,742** from the National government and KSh. **22,861,332**, from the County giving a total disbursement of KShs. **333,490,074** while the total utilization is **KShs. 235,314,213** as shown in table below.

Table 20: Funds received under NARIGP and Utilization as at 30th September 2020

Financial Year	Amount Received (Ksh.)	Utilization (Kshs)
2017/2018	55,609,855	0
2018/2019	56,578,476	28,137,086
2019/2020	221,301,743	153,246,352
2020/2021	0	53,930,775
<b>TOTAL {KSHs}</b>	<b>333,490,074</b>	<b>235,314,213</b>

#### IX. CHALLENGES FACED DURING THE IMPLEMENTATION OF NARIGP.

The CECM for ALF&CD submitted the following as the key challenges in the implementation of NARIGP;

- (i) The prevailing COVID-19 crisis limiting person to person contact thus slowing implementation of project activities.
- (ii) Inadequate facilitation of Community Driven Development Committee (CDDCs) and Subcommittee meetings and travel.
- (iii) Low numbers and aging technical staff numbers in the sub-counties and wards thus leading to an overload for the staff facilitating micro projects in Component 1.
- (iv) Slow Implementation of Multi Community Investments due to lengthy processes and procedures before full approval and implementation.
- (v) Procurement process at community level taking too long due to delay in community contribution by the Common Interest Groups (CIGs).



### 3.0 REVIEW OF VISITED VISIT TO SAMPLED PROJECTS IMPLEMENTED THROUGH NARIGP IN THE SUB-COUNTIES

The Committee visited sampled projects/Community Interest Groups (CIGs) under various value chains in the four sub-counties of Embu County on 2<sup>nd</sup> and 3<sup>rd</sup> February 2021. The Committee was interested in the following areas per CIG;

- 1) Group description and activities being undertaken
- 2) Materials and equipment supplied through NARIGP
- 3) Funding
- 4) Group Achievements and Level of Implementation
- 5) Challenges
- 6) Proposed solution and way forward

#### 3.1 Kathuriri Dairy cow project

Name of the Project	KATHURIRI DAIRY COW
Sub-county	Runyenjes
Ward	Runyenjes Central
Value Chain	Dairy Cow
Membership	Total of 32- (males 11 and 21 females)
Officials/members	<ul style="list-style-type: none"> <li>• James Mbae - Chairperson</li> <li>• Agnes Ruguru - Treasurer</li> <li>• Evangeline Rwamba -Committee Member</li> <li>• Honorata Rwamba -Committee Member</li> </ul>
Technical staff	<ul style="list-style-type: none"> <li>• Alex Munyi- Livestock officer/NARIGP</li> <li>• Caroline Nyawira- on attachment in the department of Livestock – Runyenjes</li> <li>• Francis Kariuki – Community Based Facilitator</li> </ul>

Table 21: Describing the Kathuriri Dairy Cow project

#### 1. Project Description and other activities

- a) The group was formed in 2016 where members were involved in welfare activities, Merry go round, Table banking and assisting needy members.
- b) In 2017 members joined a Farmers Field School (FFS) funded by Rukuriri Tea Factory in collaboration with the department of Livestock. The committee covered the following areas among others; Environment Conservation, Tree Planting, and Rearing of Dairy Cattle. Most of the group members became interested with dairy cow rearing.
- c) The group established a common tree nursery for indigenous trees and fodder seedlings which were later transplanted in their farms and sold to their neighbours.

- d) To address the perennial shortage of feedstuff/fodder especially during dry spells, the group, in 2019 accepted invitation from NARIGP to work with them. This was to address shortage of animal feed/ fodder along the Dairy Cows production Value Chain.
- a. The group identified production of Rhodes Grass to address the animal feed problem in the area and where possible spare some for sale to their neighbours to earn money for the group.

## **2. Funding**

- a. It is one of the twelve groups which received the funding during the disbursement of the first tranche in 2020.
- b. The group has been allocated Ksh 445,000

## **3. Group Achievements**

- i. The Group has leased one (1) acre of land to grow the Rhodes grass at a cost of Ksh 50,000 for 5 years. The cost was shared equally between NARIGP and the Group.
- ii. Have undertaken the growing of Rhodes grass on demonstration plots where it is grown under controlled environment for comparison purposes. For-example a plot where fertilizer or manure only has been applied or where there is no fertilizer or manure etc. This helps the group members to make decision on application of manure and or fertilizer of both.
- iii. The training has increased knowledge among group members and farmers in the community.
- iv. The group has contributed twelve (12) tonnes of manure to the project.

## **4. Materials and equipment supplied through NARIGP**

The group was supplied with the following under the NARIGP Programme;

- a) Motorized Chaff cutter
- b) Manual Hay Baler
- c) Pulveriser
- d) Manure
- e) Fertilizers (Calcium Ammonium Nitrate (CAN) and Diammonium Phosphate (DAP) 3no. bags each)
- f) Personal Protective Equipment PPEs (Gumboots, overalls, Gloves, headgear, Dust masks)- 5 pairs for each.
- g) Hay store is not complete reason being iron sheets and semiskilled labour have not been procured. Some materials already in site include; Offcuts, posts, sand, cement and fine concrete.

## **5. Level of Implementation**

The group assessed its implementation level at 90% arguing that Rhodes Grass had been grown and was only awaiting harvesting.

## **6. Challenges**

- i. Proposal making was a big challenge
- ii. Cumbersome procurement process wrought with bottlenecks caused delays in availing the goods required by the project. In some instances materials procured were substandard.
- iii. Some very good trees were cut to pave way for planting of Rhodes grass but were not paid for or taken for use by the project.
- iv. It was not possible to get at least a single acre of land to lease for planting of Rhodes Grass. The CIG was therefore forced to acquire two pieces of land which are far apart making their management difficult.
- v. The Community Based Facilitator, has not been facilitated to do his duties as required. He has not been provided with stationeries and transport for four months.

#### 7. Way forward/

- I. The project can be a source of job opportunities if the government can increase funding of the project.
- II. Mechanism to be worked to ensure suppliers and semiskilled labour are sourced from the local area.
- III. The group pleaded that county government consider providing them with improved breeds or be provided with semen to improve what they have.
- IV. That the group be supported as a learning centre for the community.

### 3.2 Green Searchers Youth Group

<b>Name of the Project</b>	Green Searchers Youth Group- nursery seedling
<b>Sub-county</b>	Mbeere North
<b>Ward</b>	Nthawa Ward
<b>Value Chain</b>	Mango Value Chain
<b>Membership</b>	Has 21 active members from an initial number of 31. All are males.
<b>Officials/members</b>	<ul style="list-style-type: none"> <li>• Kinyua Ita - Vice/Chairperson</li> <li>• Peter Nyaga - Secretary</li> <li>• Paulino Njiru - Member</li> </ul>
<b>Technical staff</b>	<ul style="list-style-type: none"> <li>• Muriithi Genesisio – Sub-county Agriculture Officer</li> <li>• Community Based Facilitator</li> <li>• Janerose W. Muigai- Ward Agricultural Officer_ Nthawa ward</li> </ul>

Table 22: Description of Green Searchers Youth Group

#### 1) Project Description and other activities

- a. The Green Searchers Youth Group started in 2013 as a youth group in the mango production before it was brought on board to the NARIGP Platform.
- b. The Scope of the project is to prepare and manage mango seedlings nursery so as to produce (ten thousands) 10,000 seedlings to increase production of Mangoes along the Mango Value Chain.
- c. Group members are encouraged to plant many seedlings on their farms to be a good example to the community.
- d. The group gives loans to its members and also undertakes table banking.

## 2) Funding

- i. Group has been funded to the tune of Ksh 419,950 disbursed in tranches.
- ii. The community has however contributed Ksh 76,450 (*half of it was in cash and the other half in kind by providing unskilled labour*)
- iii. NARIGP Contribution= Ksh. 343,500
- iv. 1<sup>st</sup> Tranche =Ksh 137,400
- v. 2<sup>nd</sup> tranche= Ksh. 206,100
- vi. The second tranche has not been released because the group has been unable to contribute Ksh 7500 towards 10% as per the guidelines.

## 3) Materials and equipment supplied through NARIGP

The group has been supplied with the following materials and equipment.

- |                                   |                            |
|-----------------------------------|----------------------------|
| i. Fertilizer DAP 50kg            | @ Ksh 3,400                |
| ii. Foliar feed omex 1 litre      | @ Ksh 1,000                |
| iii. Knapsack sprayer fermit      | @ Ksh 1,800                |
| iv. Potting tubes 6'8 100 Bundles | @240x100=Ksh 24,000        |
| v. 2no. pairs leather hand Gloves | @600x2=Ksh Ksh 1,200       |
| vi. 2no. pairs of gum Boots       | @800x2=1,600               |
| vii. 6no. watering cans           | @600x6=3,600               |
| viii. Land lease paid             | @ Ksh. 500 per year        |
| <b>Total Expenditure</b>          | <b>=<u>Ksh. 36,600</u></b> |

## 4) Implementation status

The group assessed its implementation status at 40% noting that the nature of its project makes absorption of Funds difficult.

## 5) Achievements

- a. Several trainings have been undertaken by the group with the help of NARIGP.
- b. The group has sold two thousands eight hundred (2800) seedlings. (Sold at Ksh 100per seedling if not grafted and at Ksh 200 when grafted). The amount realised was ploughed back to the project.
- c. The balance of the seedlings in the nursery at the time of the visit was 3500no.

## 6) Challenges

- a. Grafting of seedlings
- b. Lack of adequate water and lack of adequate storage was cited as the biggest challenge.

- c. Delay in procurement of items.
- d. Dwindling membership

### 7) Proposed Solution

- a) That the group be assisted by training them on grafting techniques.
- b) That county assists the group in finding solutions to the perennial problem of lack of enough water and storage of the same.

### 3.3 Witikio Green Grams Project.

<b>Name of the Project</b>	<b>WITIKIO GREEN GRAMS</b>
<b>Sub-county</b>	Mbeere South
<b>Ward</b>	Mbeti South
<b>Value Chain</b>	Green Grams
	30 (males 6, women 18 and youths 6)- 3 have disability.
<b>Officials/members</b>	<ul style="list-style-type: none"> <li>• Jacinta Wanja - Chairperson</li> <li>• Jane Wambui Mwaniki - Member</li> <li>• Eunice Muthoni - Member</li> </ul>
<b>Technical staff</b>	<ul style="list-style-type: none"> <li>• Silas Macharia – Ward Agricultural Officer</li> </ul>

Table 23: Description of Witikio Green Grams project

#### 1. Project Description and other activities.

- i. The group started in 2016 as women's group whose main activities were merry go round and table banking.
- ii. When NARIGP came in, the group was enhanced into a community based interest group to address improved production of Green Grams along the Green Grams Value Chain.

#### 2. Funding

- a. Total project budget **-Ksh. 512,300**
- b. NARIGP total funding Ksh. -Ksh 437,300
- c. Total community contribution -Ksh. 74,600
- d. Community kind contribution - Ksh. 54,600
- e. Community cash contribution required - Ksh 20,000
- f. Amount contributed by the group so far - Ksh. 10,000
- g. Remaining balance (by the group) - Ksh. 10,000

#### 3. Achievements, Materials and equipment supplied through NARIGP

- a. Leasing of three acres of land but farmed one (1) acre of land and planted green grams. The other two are to facilitate crop rotation.
- b. Threshing machine which they have used for one season
- c. The group has provided threshing services to farmers involved in production of green grams, pigeon peas and cowpeas.
- d. Members hope to replicate what they have learnt into their farms and be linked to the market

e. Bags, tarpaulin, weighing machines

#### 4. Implementation status

The group assessed its implementation status at 35%

#### 5. Challenges

- a) Unable to complete their group contribution of Ksh 10,000.00
- b) Late/delayed supply of inputs
- c) Inconsistency of visits by community based Farmer Field School facilitator
- d) Lack of storage facility for the threshed green grams.
- e) That linkage to the market appears a mirage.

#### 6. Proposed Solution

- a. That the procurement process be relooked into with a view to ensuring that project supplies are availed in time and from a place the group can pick even without necessary using a lot of money because of the nature of their project.
- b. That efforts be made by the programme to link them with a market for the cockerels.

### 3.4 Mutunduri Bidii Community Interest Group

Name of the Project	Mutunduri Bidii CIG
Sub-county	Manyatta
Ward	Ruguru Ngandori
Value Chain	Indigenous chicken
Membership	Started with 30 members (7no males and 23no.females) - but currently on 25 who are active. (5 members have disability)
Officials/members	<ul style="list-style-type: none"> <li>• Joyce Wandiri - Chairperson</li> <li>• Monicah Kangai - Treasurer</li> <li>• Justus muchangi -Secretary</li> <li>• Honorata Rwamba -Committee Member</li> </ul>
Technical staff	<ul style="list-style-type: none"> <li>• Lucy Njoki - Livestock Officer/NARIGP- Manyatta</li> <li>• Mary Mbugua – Agriculture Office - Manyatta</li> <li>• Community Based Facilitator</li> </ul>

Table 24: Description of the Mutunduuri Bidii community Interest Group

#### 1. Project Description and other activities.

- i. Mutunduri Bidii CIG is three years old. However the Group started in 2017 where members were involved in merry go round and related activities.
- ii. The project aims at increasing production of indigenous chicken by employing proper farming methods to address the Indigenous Poultry Value Chain.
- iii. The group engages itself in Rearing of improved chicken, the SASSO F1. (Note. *SASSO is actually not a breed name, but the name of the French company that has been breeding chicken for decades. The major focus for SASSO is in colored birds under the "Label Rouge" certification standard*).

- iv. The group started with 500 no one day old chicks. At the time of the visit, it was noted that only ten (10) chicks had died.

## 2. Funding

- a. Total project budget -Ksh. 500,000
- b. 1<sup>st</sup> Tranche -Ksh 200,000
- c. 2<sup>nd</sup> Tranche -Ksh 300,000.
- d. Community/Group contribution -Ksh. 56,000 {*mostly in kind*}

## 3. Achievements, Materials and equipment supplied through NARIGP

- i. Have attended several trainings courtesy of NARIGP.
- ii. Have leased space where they have constructed chicken pen for five years at Kshs 20,000.00
- iii. Started disposing cockerels between Ksh 500 and Ksh 600 depending on the size.
- iv. Members of the community have benefitted from best practices of rearing indigenous chicken courtesy of group members.
- v. Group Members have been trained on;
  - a. Brooding Chicks
  - b. Building/construction of Brooder
  - c. Different methods of brooding e.g using water, *jiko* and electricity
  - d. Different breeds of poultry at different stages
  - e. Vaccination programme and how to vaccinate the chicks
  - f. Use of manure
- vi. Acquired Feeds to feed poultry at different stages.
- vii. Trained by Community Based Facilitator during the Farmers Field School

## 4. Implementation status

The group assessed its implementation status at 80%

## 5. Challenges

- i. Many bottlenecks in the procurement process causing delay in providing required feed at the required stage.
- ii. The roles of many officers from the Department interacting with the group are not clear to group members.
- iii. Dwindling membership since member were very new to one another when the group was formed.
- iv. Transportation of the procured materials to the project site poses a challenge because of the terrain.
- v. Proposal making was a big challenge and some very crucial items/activities were left out.
- vi. That field officers had not received their allowances and other supplies to facilitate them as required.

### 3.5 Weru – Ruringazi Irrigation Project.

Name of the Project	WERU – RUPINGAZI IRRIGATION PROJECT.
Contractor	QLINX Supplies Ltd, P.O Box 44463-60100 Embu
Sub-county	Manyatta
Ward	Ruguru Ngandori
Value Chain/category	Mega project
Contract Value	Ksh. 137,965,712.97
Project Start Date	1 <sup>st</sup> September 2020
Project End Date	28 <sup>th</sup> February 2021
Duration In Months	6 Months
Membership of the group	137 farmers/households
Technical staff	-Eng. Richard Mbogo- CO. Irrigation/Resident Engineer - Asst. Resident Engineer Stephen Mwita - Community Based Facilitator/1 No Site Agent /1 No. Site Supervisors/1 No. Health and Safety Officer /1 No. Surveyor/4 No. foremen/6 No. Plumbers

Table 25: Description of Weru-Ruringazi Irrigation Project

#### 1. Project Description and other activities.

Weru – Ruringazi Irrigation Project is a project mooted to be undertaken in two phases. The first phase involves providing irrigation water to 137 farmers/households in an area covering 54 hectares. The main line is seventeen Kilometres (Kms) made of 355mm and 315mm pipes. However, the distribution lines up to the farm are made of pipes of various sizes.

#### 2. Funding

- i. Total project budget for Phase One is **Ksh. 137,965,712.97.**
- ii. The amount paid so far to the Contractor for 1<sup>st</sup> Certificate is **Kshs. 86,162,127**
- iii. Phase One requires a Counterpart fund from the County of **Kshs. 48,000,000**

#### 3. Achievements, Materials and equipment supplied through NARIGP

##### a. Material Supplied

The following Unplasticized Polyvinyl Chloride (Upvc) Pipes for laying in the 15 KM conveyance pipes of assorted sizes, 355mm, 315mm and different pressure ratings of (PN6, PN8, PN 10)

Sn	Item Description	Size	No.
1	PN6	355	2290
2	PN6	315	49
3	PN8	355	277
4	PN8	315	136
5	PN10	355	107
<b>TOTAL PIECES</b>			<b>2859</b>



## b. Summary of Works

S/No.	Description	% Achieved
1.	Preliminary and General Items	90%
2.	Pipe Profile Clearance (forest area)	100%
3.	Excavation for conveyance	8 kms
4.	Laying of pipes for conveyance	7 kms
5.	Supply of Mainline pipes	100%
6.	Rock excavation and Blasting	60%

Table 26: Summary of Works done in the Phase one of Weru-Rupingazi Irrigation Project

In the Bills of Quantities (BQs), the contractor was to rehabilitate the existing head works but on further investigation and analysis of how it works, it was found that the water could only enter the intake during flooding since the canal invert level was at the same level with the weir. To rehabilitate the intake box would mean destroying the old one and deepening for one metre. This would mean double cost for demolition and reconstruction.

In view of this, the Resident Engineer (RE) consulted with the management of the project and the consulting engineer and agreed instead of demolishing the old intake to construct a new one. So the RE produced the design and the BQs for the new intake chamber and the rehabilitation of the sedimentation basin. The cost of the total works is **Kshs. 1.2M**

Initially it had been estimated that repair of the community intake and renovation of Sedimentation Tank would cost **Ksh 290,000**. However after the community intake was declared not suitable, the Engineer and the Project team agreed with NARIGP that contingency funds could be applied to the construction of a new intake tank. Therefore the amount to be funded from contingency fund would be **Ksh 910,000 (Kshs. 1.2M – Ksh 290,000)**.

### CHALLENGES:

**The main challenge was in meeting the statutory compliance requirements:**

- i. KENHA has still not issued approval for micro-tunneling of the Embu-Meru and Embu-Kitui tarmac road Wayleave.
- ii. Project Time Frame of 6 Months
- iii. The project has lost cumulatively a total of 2 months and in view of this the contractor has been directed to issue a revised work plan detailing how he plans to have all the works executed on time.
- iv. County has not released counterpart fund to the project.

#### 4.0 COMMITTEE FINDINGS AND OBSERVATIONS

The Committee made the following findings and observations after perusing the submissions by the CECM for Agriculture, Livestock Fisheries and cooperative Development and after undertaking a field visit to assess the status of sampled projects under each value chain in respective components;

- 1) **THAT** NARIGP project in the county has a grand total allocation of Kenya Shillings Seven Hundred and Fifty Four million, One Hundred and Forty Thousands and Nine Hundred and Twenty shillings (**Ksh 754,140,920**) out of which the county has received Three Hundred and Ten Million, Six Hundred and Twenty Eight Thousand Seven Hundred and Forty Two Shillings (**KShs.310,628,742**) from the National government and Kenya Shillings Twenty two million Eight hundred and sixty one Thousand Three Hundred and Thirty Two (**KSh. 22,861,332**), from the County as a counterpart fund. Out of the total disbursement of Kenya Shillings Three Hundred and Thirty Three Million, Four Hundred and Ninety Thousands and Seventy Four (**KShs. 333,490,074**) while the total utilization is Two Hundred thirty Five Million, Three Hundred and Fourteen Thousands and two Hundred and Thirteen (**KShs. 235,314,213**). The rate of absorption was lower than expected.
- 2) **THAT** the County Executive had not sensitized the residents properly on the advent of the National Agricultural and Rural Inclusive Project (NARIGP) programme in Embu County thereby denying many residents a chance to participate in the programme.
- 3) **THAT** Members of the County Assembly were not involved in picking of opinion leaders during the Participatory Integrated Development Process (PICD), formation of Community Driven Development Committees (CDDCs) and identification of Producer Organizations (POs). These activities were left to the National Government Officials (Chiefs) alone when the MCAs, being elected leaders would have made a contribution in choosing the opinion leaders.
- 4) **THAT** the projects identified under the four Value Chains, Mangoes, Indigenous Poultry, Green grams and Dairy, within the four Components would greatly benefit the people of Embu if properly implemented within the timeframe.
- 5) **THAT** there was inadequate funding especially on the facilitation of transport to members of CDDCs who were constantly required to report at the headquarters to comply with the processes and procedures of the programme.
- 6) **THAT** under Component One, a total of two hundred and seventy four (274) micro projects proposals had been approved for funding and total disbursement for the micro-projects amounted to Kenya Shillings One hundred and nine million, eight hundred and four thousands one hundred and fifteen (**Ksh.109,804,115**) as at October 2020. Two hundred and seventy (270) micro-projects were yet to been approved.

- 7) **THAT** under Component two, the Seven Producer Organisations, being established Cooperative Societies, were selected for funding at **Ksh 55.7Million**. This was after the approval had been given to upgrade their respective value chains. However, the Committee observed that only Kenya Shillings Five Million, Nine Hundred and Fifty Six Thousands, Five Hundred and Twenty Ksh **5,956,520** had been disbursed so far to the seven POs as at October 2020.
- 8) **THAT** under Component three (3), the implementation of the Multi Community Investments (Mega Projects) has been characterised by stagnation, inefficiency and delay owing to the lengthy processes and procedures in approval from one stage to the next of the implementation cycle.
- 9) **THAT** under Component four (4), several achievements had been made including;
  - A. Fifty youths and sixty M&E Sub-committee members had been trained on use of Open Data Kit (ODK) for digital data collection where baseline data for **17,525** households had been collected.
  - B. A total of 554 micro-project proposals have been screened for Environmental and Social Safeguards compliance
  - C. Office renovation had been completed, ICT equipment were procured (4no. desk computers and 9no. laptops), LCD Projector photocopier, printer, Two motor vehicles issued – GK B488V and GK B489V.
- 10) **THAT** there were no details of the management Team for Itiira - Kagumori Earth Dam, a mega project under Component three.
- 11) **THAT** the Two Hundred and one (201) Community Interest Groups (CIGs) including some Vulnerable/Marginalised Groups (VMGs) had contributed Kenya Shillings Sixteen million four hundred and fifty two thousand two hundred and fifty eight only (**16,452,258**) both in cash and in kind.
- 12) **THAT** the County Executive had interfered with the World Bank conditions on signatories to the Embu County NARIGP Bank Accounts, where the NARIGP Coordinator was replaced as mandatory signatory by the Chief Officer for Finance, which led to temporary suspension of disbursement of funds to the County (**Annex III 'a' and 'B'**)
- 13) **THAT** the NARIGP project implementation status was behind schedule by a considerable period of time noting that the mid-term for the project was May 2019 and the project was expected to end on 15<sup>th</sup> December 2021.
- 14) **THAT** the County had in the past delayed in disbursing counterpart fund for the NARIGP as contained in the agreement between the County and the National Government on implementation of NARIGP in Embu County. (**Annex III 'D'**)

- 15) **THAT** there were no regular reports on NARIGP project implementation submitted to the County Assembly by the Departments of Agriculture and the County Project Steering Committee (CPSC).
- 16) **THAT** the Community Interest Groups (CIGs) visited by the Committee, demonstrated understanding of their places along the Value Chains and contribution of their projects to the success of the respective value chains.
- 17) **THAT**, although an elaborate competent technical structure had established by NARIGP to support the CIGs at the grassroots level, there was some disquietness amongst the Community Based Facilitators because they had not been facilitated fully to carry out their work of training farmers and attending to their concerns in the Farmer Field Schools.
- 18) **THAT** the CIGs raised the challenge of cumbersome procurement process wrought with bottlenecks which delayed implementation of the projects and in some cases this proved quite fatal where the project involves provision of chicken feed among others items.
- 19) **THAT** some projects had not accessed subsequent funding (2<sup>nd</sup> tranche) because they had not raised the required contribution for them to access the funds. The committee noted that some CIGs had not raised as little as Ksh 7,500 to unlock the release of second tranche of their allocation.
- 20) **THAT** the County Executive had to a greater extent complied with NARIGP conditionalities.

## 5.0 COMMITTEE RECOMMENDATIONS

The Committee considered the findings and observations and recommended a raft of measures which are enumerated below.


1. **THAT** the CECM for ALF&CD and the County Project Steering Committee (CPSC) should put in place proper mechanisms to ensure timely absorption of the disbursed funds by the identified groups.
2. **THAT** the CECM for ALF&CD should in future ensure proper dissemination of information regarding programmes that require the participation of the members of the public so that deserving and interested residents are not left out from such programmes.
3. **THAT** in future the CECM for ALF&CD should ensure full involvement of the elected members of the County Assembly in the launching of various programmes in the Wards, being the opinion leaders and representatives of the electorate and also for their information.
4. **THAT** CECM for ALF&CD should ensure that the NARIGP Programme is implemented transparently and effectively so that identified benefits could accrue to the residents of Embu.
5. **THAT** CECM for ALF&CD and the CPSC should revisit the need for the members of the CDDCs to constantly travel to the headquarters to avoid incurring avoidable costs or an alternative be worked out so that the Department receives information and periodical returns without the need for physical meetings.
6. **THAT** the CECM for ALF&CD should ensure that the approval of the remaining Two Hundred and Seventy (270) micro projects is expedited by the County Project Steering Committee (CPSC) for them to start implementation of the projects.
7. **THAT** CECM for ALF&CD should ensure that Environment and social Impact Assessments, NEMA Licences, Designs, Bills of Quantities and necessary clearances are prepared and approvals obtained for the respective projects to take off.
8. **THAT** the CECM for ALF&CD and the County Project Steering Committee (CPSC) makes deliberate effort to address the bottlenecks and bureaucracy bedevilling the implementation of Multi Community Investments (Mega Projects) under Component three (3).
9. **THAT** the CECM for ALF&CD should ensure that all equipment and machinery acquired through NARIGP are utilized properly and efficiently during the project duration and after the programmes comes to an end.
10. **THAT** the CECM for ALF&CD and the County Project Steering Committee (CPSC) should ensure that all CDDCS, CIGS/VMGs POs and the Multi Community Investments (MCI) have their Management Teams in place to ensure implementation of their respective projects without glitches.

11. **THAT** the CECM for ALF&CD should in future consider waiving monetary contributions from Vulnerable/Marginalised Groups (VMGs) as some members are physically challenged and or belong to the lowest rung in the society's ladder economically.
12. **THAT** the County Executive Committee Member for Finance and Economic Planning should ensure that World Bank conditions on signatories to the Embu County NARIGP Bank Accounts and any other conditions are adhered to otherwise any interference or non-adherence might lead to suspension in release of funds to Embu County among other consequences.
13. **THAT** the CECM for ALF&CD and the County Project Steering Committee (CPSC) should ensure that all projects are implemented and completed before the expected closing date (15<sup>th</sup> December 2021). Where there are justifiable reasons, extension should be sought to complete the projects outside the project implementation period.
14. **THAT** the CECM for ALF&CD and the County Project Steering Committee (CPSC) carryout a study to determine the real and perceived impact of the NARIGP in Embu County to inform on modalities for decision making and implementation similar projects in future.
15. **THAT** the County Executive Committee Member for Finance and Economic Planning should ensure timely disbursement of counterpart fund as per the operational agreement between the County Government and the National Government so as not to compromise on implementation of NARIGP.
16. **THAT** the CECM for ALF&CD and the County Project Steering Committee (CPSC) should ensure relevant and regular reports on NARIGP project implementation are provided to the County Assembly and relevant Stakeholders detailing the relevance of the projects, level of achievement of the project objectives, impact and sustainability among other items.
17. **THAT** the CECM for ALF&CD should ensure that the players involved in providing technical assistance to farmers in the Farmers Field Schools have been fully facilitated and equipped to provide the services they were hired for.
18. **THAT** the CECM for ALF&CD and County Project Steering Committee (CPSC) should address the challenge of cumbersome procurement process with a view to ensuring that materials and implements are provided at the right time to the projects/CIGs
19. **THAT** the CECM for ALF&CD and County Project Steering Committee (CPSC) develop a mechanism on how the CIGs could access the second tranche of their funding to help them absorb funds before the NARIGP Programme comes to an end.

**6.0 CONCLUSION AND ADOPTION**

We the members of the Committee affix our respective signatures as a confirmation that we have made the above recommendations conscientiously and do now request the Honorable members to support the recommendations herein.

- 1. Hon. Martin Mwangi Kimani - Vice Chairperson.....
- 2. Hon. Agnes Wanjiru Gakungu - Member.....
- 3. Hon. John Gichovi Gatumu - Member.....
- 4. Hon. Sicily Warue Mbugi - Member.....
- 5. Hon. Patrick Njeru Mukavi - Member.....
- 6. Hon. Benard Nyaga Kandia - Member.....

SIGNED  DATE 25/02/2024

**HON.ELIZABETH NDELEVE KIBAI, MCA**  
**CHAIRPERSON**  
**COMMITTEE ON AGRICULTURE, LIVESTOCK, FISHERIES AND**  
**COOPERATIVE DEVELOPMENT**





# Annex I

## Question 3.D:

### LIST OF CDDC MEMBERS PER WARD

#### 1. MBETI NORTH CDDC

NO	NAME	ID NO	CONTACT	ZONE	RANK	VILLAGE
1	Timothy Ndwiga	11606861	0725350414	Gatituri/Kiangima	Chairman	Gakwegori
2	Jane Kanyi Nguru	23621538	0714642363	Kamiu	secretary	Kamiu
3	Diana Wanja Nyaga	22681896	0721333460	Njumbiri	Vice chairman	Gicegeri
4	Eric Mugendi nyaga	24223243	0720554161	Gatituri/Kiangima	Vice chairman	Gatunduri
5	Paul Muriithi Njoka	3370905	0721589220	Itabua	Treasurer	Don Bosco
6	Daniel Gichuki	0399028	0723156026	Kamiu	Chairman	Iveche
7	Jedida Wairimu	9219760	0712077296		Member of executive committee	Mutunduri
8	Luciana Wanjiru Njeru	10160668	0727304979	Itabua	Procurement committee	Gacuviro
	Eunice Kagendo	12882392	0728978839		Member M&E	Mwana wa Giti
10	Christine Muthoni Mugo	22932950	0710710132	Itabua	Chairlady	Gatondo
11	Silas Gichovi	37953963	0717061041	Itabua	M & E	Kimangaru
12	Jacob Kamongo	8311365	0724725447	EX-Official	Ex Official (Chief)	Gatituri
13	Dominic Gitonga	25224263	0728831405	EX-Official	Ward Admin	Majimbo
13	Augustine Kivuti	22684528	0720279367	Njumbiri	Member procurement committee	Karurina
14	Thomas Githinji	11210812	0728778587	Njumbiri	Chair Procurement committee	Njumbiri

#### 2. CDDC RUGURU / NGANDORI

1	Humphery M.M. Titus	92482104	0727750324	Kirigi	member	
	Daisy Murugi	21484618	0706896859	Kiriari	Vice chairman	
3	Justus Njeru	7820343	0727300449	Migumori	chairman	
4	Depora Gitiri	02652607	07122134011	Kairuri	member	
5	John kariuki	9062765	0728012108	Kirigi	member	
6	Newton ireri	0312135	0725508715	Kiriari	member	
7	Aucivia Gatavi	23561979	0725782933	Migumori	member	
8	Benson Nyaga	3504858	0723931635	Kirigi	secretary	
9	Alice Murugi	25500935	0717006405	Migumori	Member	
10	Bibiana Njeru	10640788	0728135556	Kairuri	Vice secretary	
11	Agnes Karimi	1072635	0713548357	Migumori	Member	
12	Eunice Mutitu	80678831	0726081231	Kirigi	Member	
13	Sammy Muriithi	5796511	0720687855		Member	
14	Ephantus Njiru	1338975	0723511705		member	
15	Stephen Waweru	37390961	0714935581		Member	

### 3. NGINDA WARD

S/N O	NAME	ID NO	CONTACT	VILLAGE	RANK
1	John Muchoki Kathuri	22513961	072638022	Rutune/Mbuvari	Chairman
2	Salesio Njeru Kinyua	12881496	0722534439	Gicherori.	Vice Chairman
3	Samuel Mbogo	12400726	0711663307	Gaciari	Secretary
4	Irene ndwiga	13264980	0724573641	Gatunduri/Kibugu	Treasurer
5	Josphine Muthoni	3794103	0727359901	Gatunduri/Kibugu	Chief Nguviu Location
6	Moses njagi Kamau	3758445	0729312800	Gatunduri/Kibugu	WD Representative
7	Nicholus Mwangi	123854963	0710634933	Karau	Member/ procurement
8	Penina Muthoni	12400521	0712860140	Rugumu	Member finance
9	Debrah Wambura	13264406	0706061481	Kiambogo	Disabled rep
10	Violet Wanjiru	1121101	0708771066	Kauga	Chairlady
11	Boniface Muriuki	230362417	0724478548	Kathangariri	Member finance
12	Rosemary Wawira Mugucu	30162071	0706967200	kiambogo	Secretary
13	Dorothy Nyaguthii Njoki	24390966	0714826219	Gatareri	Secretary finance
14	Patrick Mbogo	3304690	0727686760	Mbuvari	Chairman Procurement
15	Catherine Wanja	25544151	0710752161	Kagumori	Ass secretary CDDC

### 4. GATURI SOUTH

	NAME	ID NO	CONTACT	VILLAGE	RANK
1	Owen Ndwiga Daniel	3616800	0727702242	Runganga	Chair
2	Gabriel Kinyua	129333144	0724985825	Ndunduri	secretary
3	Peter Muriithi Isaac	3690945	0724556822	Njakairi	treasurer
4	Asha Gitiri	5096258	0724597394	Kairungu	
5	John Njeru Kanambiu	0435909	0720942486	Nembure	
6	Tarsila Rwamba	0953547	0711655777	Kanthanu	Vice secretary
7	Kellen K Njeru	12881511	07203314551	Kirigiri	
8	Purity Wairimu	23417081	0700215595	Kiambogo	Committee member
9	Juliet Wandiri	9819650	0723020348	Karurina	Committee member
10	Albert N. Nthiga	3137583	0712318224	Karurina	Committee member
11	Stephen Njiru	22001186	0710161824	Ndunduri	Committee member
12	Patrick N.Njagi	0884117	0721112284	Gatunduri	Ex official
13	Joseph N Njiru	1150965	Asst chief	nembure	Ex official
14	Anderson Nyaga			<i>Deceased june 2020</i>	Vice chair
15	James Muchiri		0741567283		Committee member

### 5. CDDC RUNYENJES CENTRAL

1	David Muriithi K.	0720156	0755330953	chairman	Kangondu
---	-------------------	---------	------------	----------	----------

2	Rosemary Kithaka	3304340	079178962	v.chairman	Gitare
3	Caroline w. Njeru	resigned		secretary	kcc
4	Elijah Njiru	13252658	0786421780	v. secretary	Gitare
5	Dancan Njeru Bedan	1295726	0783400659	cddc	Gikuuri
6	Venanzia Muthoni	4685998	0711546229	Treasurer	Gikuuri
7	Truphena Muthoni	13337779	0722153956	cddc	Kigaa
8	Flora Muthoni Njeru	11353605	0729178962	cddc	Lower gicheche
9	Moses Kinyua	-	0718639969	cddc	Mbiruri
10	Alfred Njiru	10058125	0725276833	cddc	Kagaa
11	Truphosa Murugi	-	0754989166	cddc	Mbiruri
12	Silas Njiru	-	0792700876	VMG	
13	Chief Kibaru	-	077092104	chief	
14	Anita Nduulu	11540888	0715318245	cddc	Kigaa
15	Martin Ileri Njue	10729187	07244676	administrator	

#### 6. CDDC KIRIMARI

1	Bedan Gitahi	11432106	0722776935	chairman	bluevalley
2	Francis Murigu	26274529	0728952915	secretary	manjengo
3	Victoria Njagi	5999928	0721843377	treasurer	kathangari
4	Anastasia Muriithi	5096391	0725219179	v. chair	Njukiri
5	Charles Mwaniki Njeru	8660971	0720647727	v.secretary	Nthambo
6	John G. Macharia	7457728	0726730059		scheme
7	Paul M Kiura	0315255	0759910175	VMG	Kirimari
8	Simon K. Wambua	22510289	0720250705		L. Njukiri
9	Martin Nyaga Njue	22013803	0717606509		Kithungururu
10	Josphine Njoki	1152114	0723308932		dalas
11	Irene Muthoni Gichovi	20601788	0710432847		kangaru
12	Naomi Wamuyu	0394706	0723709250		Maria meri
13	Immaculate Njeru	11672153	0721835455	Ex official	Asst chief
14	Ethan kinyua	21826868	0721342542	Ex official	Ward admin.
15	Henry Mugendi		0715638228		kathangari

#### 7. KITHIMU WARD

1	Agnes W. Mbogo	112578418	0721814019	Vice secretary	Kithegi
2	Victor Mwangi	290013348	0702107617	secretary	Kithimu
3	Paul Kamugane	11353165	0724445371	Committee member	Rukira
4	Irene M Mwangi	11150116	0725905645	Vice chair	Kithegi
5	Samuel Njuki Gerishon	0437845	0724907598	chairman	Kithegi
6	Mary Muthoni Ndwiga	13855072	0720105622	Committee member	kithimu
7	Sara N. Njue	10796856	0723481063	treasurer	Rukira
8	Paul Njiru	4320633	0704407791	Committee member	Rukira
9	Norman Ngari	2925843	07182052211	Committee member	Kithegi
10	Pasco Nyaga	7034418	0716823339	Committee member	Kithimu
11	Eric Munene	32004298	0722913641	Committee member	Kithimu

12	John Kariuki Nyaga	30079400	070140229	Committee member	Rukira
13	John Ireri Ngari	-	07044858063	Committee member	Kithimu
14	Albert N. Nyaga	9097377	07016850851	chief	Chief
15	Jackline W. Njiru	299152119	0710536452		WD Admin.

### 8. MAKIMA WARD

	NAME	ID	PHONE	VILLAGE	POSITION
1	Jackson Muriithi	5753933	0715650821	Kithecu	chairman
2	Pheromena Mbaika	26802339	0723100680	Ndune	Vice/Cman
3	Pauline Mueni	18828323	0712145322	Kasuvilo	Secretary
4	Cosmos Mulinge	18695355	0708996934	Nungaboo	Vice secretary
5	Vaseria Wanjiru	22450267	0726543581	Katharane	Treasurer
6	Janeffer Wangu	23246635	0713353653	Ngunyumu	Member
7	Ephantus Nthiga	3296952	0710351135	Katharane	Member
8	Ruth Murage	21518041	0728751610	Muthiru	Member
9	Mary Ndinda	29707919	0701247974	Muanzo	Member
10	Alice Muraa	20391840	0711997651	Kamunyagia	Member
11	Veronica Wayua	11150659	0717903806	Gikuru	Member
12	Marieta Mwelu	22036905	0727555849	Kithecu	Member
13	James Kasina	0886595	0742022038	Mwea	Member
14	Charles M Ngari	23148304	0720473030	Chief	Ex -official
15	Samson Mwonga	13336284	0721511054	Admin	Ex- official

### 9. MAVURIA WARD

	NAME	ID	PHONE	VILLAGE	POSITION
1	Robert Nyaga	0884374	0743335649	Kiangungi	chairman
2	Gibson Kiamati	20071534	0720977201	Kithunthiri	Secretary
3	Hellen Irobo	13574145	0724232813	Kwaandua njiru	Treasurer
4	Elidy Mukami	27309700	0728153857	Kithunthiri	Vice Chair
5	Stanley Njue	21176255	0728625950	Safari	Member
6	Fridah Karimi	25485472	0710459852	Kabingori	Member
7	Robinson Mwangangi	28525605	0715125739	Iriamurai	Member
8	Mary Muthoni	1092721	0708119441	Gikondi	Member
9	Justa Wanja	24328498	0725861977	Karuki	Member
10	Susan M Nyaga	13574115	0720455383	Mutus	Member
11	Dason Njeru	0887591	0725210681	Gatirari	Member
12	Sicily Mwendia	1333970	0726762999	Kiritiri	Vice secretary
13	Denis M Nguyu		0720567021	Ward	EX Official
14	Joseph M Kithumbu	3525962	0723817222	Njigo	Ex -official
15	Boniface T Mahui	8241551	0727211936	Ward	WAO

### 10. MBETI SOUTH

	NAME	ID	PHONE	VILLAGE	POSITION
1	John Ngari	16132819	0757343958	Mbita	chairman
2	Silipha Njeru	4873976	072691271	Kirima	Secretary
3	Evans Mwangi	22959698	0720863870	Gachoka	Treasurer
4	Jecinta Wanja	07886401	0722985328	Gachuriri	Vice Chair
5	Alexander Njuki	9819294	0727313600	Kanyariri	Vice secretary
6	Albert Njeru	3664390	0718270686	Mbita	Member
7	Beatrice Mawia	9522930	0724632184	Gachuriri	Member
8	Eudius Wawira	9412425	0727927893	Kirima	Member

9	Lucy Nginya	5746320	0725488654	Gachuriri	Member
10	Caroline Muthoni	32500720	0717653703	Kamunyange	Member
11	Jane Jomo	14582486	0726164095	Gachoka	Member
12	Gerand Njuki		0723161091	Gachoka	Member
13	Eudius Nyaga		0722686970	Ndagoma	Members
14	Margret Musyoka		0739844731	Gachoka	Chief
15	Joseph Njuki		0721582096	Kirima	Admin

### 11. KIAMBERE WARD

	NAME	ID	PHONE	VILLAGE	POSITION
1	Titus Njagi	21526269	0721591338	Kiminda	chairman
2	Cyrus Muriithi	30619980	0757864871	Gituru CPx	Secretary
3	Sunnem Muthoni	8067108	0716035766	Gwakarigu	Treasurer
4	Joyice Njoka	25034116	0712343536	Ntharawe	Vice Chair
5	Peter Nyaga	0884497	0726836391	Riachina	Vice secretary
6	Evans Mwaniki	3616077	0726863639	Gituru Cpx	Member
7	Elisheba Ngari	21872574	0717970257	Mutuobare	Member
8	John Ngari	1181186	0724914264	Kiminda	Member
9	Beatrice Ngai	9522108	0718656291	Ntharawe	Member
10	Susan Njoka	3710774	0727466774	Kiminda	Member
11	Ephraith Kithimi	3493236	0728715674	Gacabari	Member
12	Janet Muingi	3646174	0716659970	Karura	Member
13	Julius Njeru	10640300	0727536476	Gwakarigu	Chief
14	Peter Njoka		0710942184		Refused
15	Joseph Munyi	11352223	0724536476	Gituru CPX	Admin

### 12. MWEA WARD

	NAME	ID	PHONE	VILLAGE	POSITION
1	Musili Kalui	5746047	0724153401	Nthingini	chairman
2	Samwel M Kyalo	4685845	0703938531	Kilia	Vice Chair
3	Regina Mbeneka	5755212	0711324037	Miundani	Treasurer
4	Mary Ndunge	20663794	0724988337	Unyuani	Secretary
5	Sammy Kitaka	0170903	0721626684	Uthunthini	Vice secretary
6	Isaack Maina	10728124	0728300838	Wamikuyu	Member
7	Rhodah Mutio	5755037	0724249977	Ndia Ndaasa	Member
8	Veronica Katena	9284633	0713983118	Kithayoni	Member
9	Irene Wanjiru	2901213	0748891783	Kikumini	Member
10	Antony Maina	28417126	0719706725	Wandigi	Member
11	Jackson Maina	0820587	0724982373	Makutano	Member
12	Beatrice Ndeti	3644897	0724347160	Gategi	Member
13	Luicer Mwikali	08933562	0715638234		Members
14	Kimeu Musyimi	5755724	0722306909	Chief	Chief
15	Nicondemus Musyoka	11811256	072259467	Admin	Admin

### 13. EVURORE WARD CDDC

	Name	ID	Phone Number	VILLAGE	Designation
1	Joseph K Musyoki	3092387	0714281632	Kamarandi	Chairman
2	Jonah N Njiru		0727424739	kanyuambora	v/chair
3	Nicasio Nyaga Ileri	12576668	0728249911	Kiang'ombe	Secretary

4	Mary Mbura		0725615115	kanyuambora	V/Secretary
5	Jane M Utuku	20679336	0713499332	Ndumari iriaitune	Treasurer
6	Francis Masaki	3751483	0727494191	muringari	Member
7	Jenesia Ngai Nyaga	12879645	0700493481	Ndumari iriaitune	Member
8	Boniface Mwangangi	22947587	0723680194	Ndumari iriaitune	Member
9	Nyaga Ndumo Victor		0722406407	muringari	Member
10	Margaret Igoki		0727119834	kiangombe	Member
11	Francis Runji		0721635564		Member
12	Veronica Nyange	0887654	0708034295	muringari	Member
13	Rose Kivivia		0726578951	kamarandi	Member
14	James N Njoka		0727834050		Ward Administrator
15	David M Kamwangi		0721565696		Chief Ishiara

#### 14. NTHAWA CDDC MEMBERS

	NAME	ID	PHONE NUMBER	VILLAGE
1	Charles Njeru Nyaga	1484342	0713062317	Rwaigunyu
2	Benjamin Kingangi	0294553	0726785943	Cianyi
3	Josephine Kawira Miti	13619418	0721792532	Muchonoke
4	Tomas Kinyua Mugo	11352679	0718380238	Kathitu
5	Mary Iruma Mugo	0885891	0715165703	Witwa
6	Kelvin Muriuki Ngari	28416765	0722931764	Kageeri
7	Susan Nyawira Njeru	35414621	0790897158	Ciambuğu
8	Beatrice Ndegi Giti	21731680	0718429560	Ndaiyu
9	Josephine Njoki Njeru	26417197	0792234550	Magaca
10	Bernard Mwai	4268074	0717382560	Gatumbiri
11	David Mwaniki Ngunguru	11606432	0723016314	Gatumbi
12	Jacob Kariuki Ngari	13571179	0717407090	Gatitu
13	Grace Muthoni Ngari	12880345	0720907412	Muguko
14	David Ngai Njue	7034342	0721896555	Witwa
15	Chief			
16	John Fundi	23825045	0720228447	Kianthawa
17	Ward Admin			

#### 15. KAGAARI NORTH CDDC

	NAME	PHONE	ID	VILLAGE	DESIGNATION
1	Rose Muthoni Ngorai	0727733454	12882405	Kanja North	Chair person
2	Ruth Wanjira Kinyua	0722786572	22000193	Kamugere	Secretary
3	Mercy Karimi Njeru	0717116491	10640038	Nduuri	Treasurer
4	Silas Mwaniki Njeru	0712170273	24148988	Mbui njeru	V/Chair
5	Zadrack Muriuki	0724274250	13356858	Kanja South	V/Secretary
6	Nancy Muthee Wangire	0727524685	7450982	Mukuuri	Finance
7	Lilian Muthoni Ileri	0723399496	10058719	Mugui	Procurement
8	Rufus Mugo Ndwigwa	0728527401	22521535	Kamugere	Procurement
9	Anthony Muriithi Njeru	0755491242	13872993	Mbui Njeru	Procurement
10	Cynthia Nduku Njeru	0758839588	36170026	Mbui Njeru	M&E
11	Doreen Gakeri	0706877624		Kanja South	MSE
12	Silas Kathari Njeru	0708591937	1306060	Mukuuri	MSE
13	Erick Mutegi Kinyua	07166207558	27485028	Kianjokoma	Finance
14	John Nyaga Munyi	0727572574	9063798	CBO	Ex official
15	Peter Njeru Kabuthi	0720888679	5747993	Principal Chief	Ex-official
SAIC					

1	Jane Muthoni Seth	0710433802	7034970	Kanja	C/P
2	John Njagi ndegi	0720473119	11815888	Mbui njeru	Secretary
3	Benedict Njagi Njeru	0710886546	0720259	Nduuri	Member
4	Grace W Waweru	0795932043	33835514	Kianjokoma	Member
5	Mercy Karimi	0756388521	11810866	Kamugere	Member

### 16. KYENI SOUTH WARD

NAME	PHONE	ID	VILLAGE	DESIGNATION
Zakayo Wamahiu Kaburu	0719785947	0351134	Mugumo	Chairman
James Fundi Simon	0731273912	12576630	Karurumo	Secretary
Virginia Wanjiru Njue	0721241192	3657815	Kathunguri	Treasurer
Pheris Kina Ileri	0710392770	13723945	Kinthithe	v/Chairman
Bedan Justus Njiru	0724054834	0268109	Gicugu	V/Secretary
Peter Gitonga Njeru	07262544215	26689772	Kaveti	Member
Joel Njeru Kathi	0724320977	1298404	Gititu	Member
Misheck Njeru Benson	0725799059	0894184	Nyangari	Member
Wilson Njiru Ngatia	0727718843	3795594	Kinthithe	Member
Jane Muthoni Njeru	0729312887	13336289	Kathanjeri	Member
Joel Kiura Isaiah	0712096295	23114109		Member
Misheck Ileri Njiru	0725117325	3736869		Member
Ibrahim Njagi	0726298095	3656277		Member
Justin Muriithi	0720143353			Ward Admin
Erastus Ileri	0727780559			Chief

### 17. CDDC -KAGAARI SOUTH

	Name	Zone	VC/VMG	Phone No.
1	Rose Kaari	Nthagaiya	Dairy	0720255594
2	Rachael Alice Nyawira	Nthagaiya	Indigenous poultry	0729179943
3	Rabson Njagi	Nthagaiya	Indigenous poultry	0729210271
4	Fridah Wanja Ileri	Kiringa	Indigenous poultry	0702439121
5	Peter Njiru	Kiringa	Dairy	0714910943
6	Rosemary Wanjira	Kiringa	Indigenous poultry	0727675260
7	Mary Ester Nyaga	Gichera	Indigenous poultry	0724406063
8	Sammy Njue	Gichera	Dairy	0718739471
9	Moses Njue	Gichera	Dairy	0727007881
10	Elijah Njue	Kawanjara	Dairy	0713391002
11	Bibian Igandu	Kawanjara	Indigenous poultry	0708581860
12	Jacob Nyaga Karuri	Kawanjara	Dairy	0711374030
13	Elijah Njagi Njeru	Kawanjara	VMG representative	0726323786
14	Maureen Mukami	Ex-official	Ward Administrator	0725532118
15	Daniel Ndwiga	Ex-official	Chief, Kagaari S	0715256044

### 18 CDDC MUMINJI

	Name	Zone	VC/VMG	Phone No.
1	Danny Macharia	Muminji	Mango	071199551 3
2	Agnes Njoki	Muminji	Green grams	072337592 5
3	Annastasia Wanjeru	Muminji	Indigenous Poultry	071064504 0
4	Dickson Njiru Nyota	Mutitu	Green grams	072762986 2
5	Jane Mwingi Ngari	Karambari	Indigenous Poultry	071095918 1
6	Ephantus Mugo Nyaga	Mutitu	Green grams	070646422... 6
7	Charles Nyaga	Kirie	Livelihoods	079683532... 7
8	Domisiano Nyaga	Kirie	Indigenous Poultry	072245339... 4
9	Jane Mutuuri	Kirie	Green grams	072852224... 1
10	Pepiano Njogu Njuki	Karambari	Indigenous Poultry	Kwirutira S HG
11	Sicily Muthoni Mugo	Karambari	Dairy	072934120... 6
12	Edward N. Nyaga	Karambari	Dairy	071166358... 0
13	Peter Njeru	Muminji	VMG representative	072585271 9
14	Lawrence Nyaga Njeru	Ex-official	CARITAS	072715670... 8
15	Domisiano Njeru njagi	Ex-official	Chief	07224721... 6

### 19 CDDC - Kyeni North

	Name	Zone	VC/VMG	Phone No.
1	John Ileri Nyaga	Iriari-Kiangungi	Dairy	0721444653
2	Antony Rutere	Iriari-Kiangungi	Green grams	0720677022
3	Lucy Karimi	Iriari-Kiangungi	Dairy	0701398280
4	Mike Gitonga	Mufu	Dairy	0721683115
5	Lily Wanjira	Mufu	Indigenous poultry	0712178575
6	Alfred Murithi	Mufu	Dairy	0706731488
7	Danson Kamwagire	Kaathari	Dairy	0725085865
8	Rosemary Marigu	Kaathari	Indigenous poultry	0710829981
9	Beras Muthoni	Kaathari	Green grams	0723376354
10	John Mbogo	Njeruri-Rukuriri	Dairy	0729364857
11	Beatrice Wanja	Njeruri-Rukuriri	Green grams	0720960874
12	Jane Rwamba	Njeruri-Rukuriri	Indigenous poultry	0713435942
13	Protasio Njeru Njagi	Mufu	VMG representative	0713722956
14	Seth Kamau	Ex-official	Ward Administrator	0720968632
15	Emily Wangari	Ex-official	Assistant Chief	0721100586

### 20 GATURI NORTH CDDC

NO	NAME	CONTACT	DESIGNATION	
1	Benard Njagi	0724560020	Chairman	Ke... vote
2	Henry Kanambiu	0725018212	Secretary	
3	Isabella Purity Muthoni	0724210991	Vice Chair	ka... utiri



4	Hanna Wanjeri		0713380026	Member	
5	David Mbogo John		0712016755	Member	kiarjuki
6	Stephen Muriithi		0729559373	Treasurer	iton_gure
7	Margery Wanjuki		0720011093	Member	
8	Telesia Muthoni		0727106536	Member	makengi
9	Rosemary W. Njeru		0718091756	Member	
10	Dickson Njeru		0725995991	Member	
11	Antony mukundi		0796896498	Member	
12	Emilio Njiru Njeru		0723037892	Member	makengi
13	Maryrosa Kamau		0714332200	Member	kavutiri
14	Nicasio Mbogo		0720242988	Chief	
15	Stephen Njiru		0721268429	Ward Administrator	



1039 Annex II

Q36

S/No.	Sub County	Ward	CIG Name	Micro project Proposal Title	Male	Female	Total	Category	VC	Total Project Cost	Community Contribution	NARIGP contribution	CHAIRPERSON	CONTACT
1	Manyatta	Nginda	Kagama Indigenous Chicken CIG	Onfarm Feed formulation	11	19	30	VC	Chicken	620,100	125,000	495,100	Ann Lydia Muthoni	0713667418
2	Manyatta	Nginda	Kagamori Victory Youth CIG	Increasing Chicken	12	18	30	VC	Chicken	547,230	56,580	490,650	Teresia Mutitu	0708095063
3	Manyatta	Nginda	Karandiri-Kiye Indigenous Chicken	Chicken Brooding	6	24	30	VC	Chicken	502,100	52,600	449,500	Joyce Murrigu	07113332325
4	Manyatta	Nginda	Mugurumari Indigenious Chicken CIG	Brooding Chicks	10	20	30	VC	Chicken	519,700	54,000	465,700	Martin Mugendi	0727884047
5	Manyatta	Nginda	Mukat Poultry CIG	Increasing Local Chicken meat production through Tubukiza Napier Grass production	13	17	30	VC	Chicken	530,030	56,930	473,100	Stephen K. Muro	0725068746
6	Manyatta	Nginda	Kwamwanya Dairy CIG	Establishment of Brachiria	19	11	30	VC	Dairy	559,700	121,200	438,500	Rufus Mugendi	0702016693
7	Manyatta	Nginda	Rutune Witikio Dairy CIG		13	17	30	VC	Dairy	554,000	73,000	481,500	James Kariuki	0710544702
8	Manyatta	Nginda	Kiaweru Dairy cow CIG	Maize silage	13	17	30	VC	Dairy	539,640	77,940	461,700	Felister Wanja	0729793300
9	Manyatta	Nginda	Kwamwangi Dairy CIG	Hay Production	18	12	30	VC	Dairy	459,870	51,120	408,750	Teresia Njoki	07211718176
10	Manyatta	Nginda	Unity Dairy CIG SHG	Onfarm Feed Formulation	14	16	30	VC	Dairy	570,700	79,200	491,600	Simon N. Kirenaa	0712550878
11	Manyatta	Nginda	New Kagumori Vision Disabled indigenous Chicken CIG	Improved Local Chicken rearing	8	22	30	VMG	VMG	105,750	6,000	99,750	Irene Wanyaga	0748653143
12	Manyatta	Nginda	Jijenge VMG Indigenous Chicken CIG	Improved Indigenous Chicken rearing	6	22	28	VMG	VMG	103,950	4,500	99,450	Janerose Nyakio	0704812936
13	Manyatta	Kirimari	Triumph Football Club poultry Cig	Increasing Local Chicken meat production through On farm Chicken feed	31	0	31	VC	Chicken	555,500	55,900	499,600	Josphat Njau	0721-572953
14	Manyatta	Kirimari	Kathangariri Poultry CIG	On farm Chicken feed	10	20	30	VC	Chicken	568,025	68,275	499,750	Patrick Nyaga	0725-631848
15	Manyatta	Kirimari	Njukiri Show Ground I indigenous Poultry CIG	Rearing of Improved Chicken	7	24	31	VC	Chicken	557,560	71,000	486,560	Margaret Wanjiru	0710-912382
16	Manyatta	Kirimari	Kiomugo Dairy Farming Cig	On farm Dairy feed formulation	8	23	31	VC	Dairy	550,930	81,750	469,180	Antony Ochino	0722-462535
17	Manyatta	Kirimari	Kithugururu Wendani Dairy CIG	On farm feed formulation	11	19	30	VC	Dairy	583,080	86,500	496,580	Edward Njiru	0723-829626
18	Manyatta	Kirimari	Nichambo Mango Fruit Tree Nursery CIG	Establishment of Mango treee	18	18	36	VC	Mango	331,000	48,100	282,900	Venzia Wanyaga	0700-900879
19	Manyatta	Kirimari	Kirimari PWD CIG	Local chicken production	6	11	17	VMG	VMG	114,550	16,500	98,050	Ann Muthoni	0725-424120
20	Manyatta	Kithimu	Gachutheri Utugi Poultry Cig	Improved Local Chicken rearing	9	22	31	VC	Chicken	560,400	61,000	499,400	niceta muthoni	0719852790
21	Manyatta	Kithimu	Kiaragana Poultry CIG	Improvement of Local Chicken	0	30	30	VC	Chicken	555,600	59,000	496,600	BANCY WAWIRA	0712306862
22	Manyatta	Kithimu	Mvangua Poultry keeping CIG	Improvement of Local Chicken	7	23	30	VC	Chicken	558,900	59,000	499,900	irene kaari	0716436260
23	Manyatta	Kithimu	Unity Poultry CIG	Rearing of Improved Chicken	10	20	30	VC	Chicken	552,500	59,000	493,500	alice w kivuti	0716890104
24	Manyatta	Kithimu	Mwirutiri Poultry CIG	Rearing of Improved Local Chicken	16	14	30	VC	Chicken	545,840	56,850	488,990	nazario Ireri	0729942029
25	Manyatta	Kithimu	Kwirutira poultry CIG	Local Chicken Improvement	6	24	30	VC	Chicken	517,800	69,100	448,700	njagi n muguchu	0713423327
26	Manyatta	Kithimu	Dotado Dairy CIG	Onfarm feed formulation	18	12	30	VC	Dairy	561,080	71,500	489,580	victor mwangi	0702107617
27	Manyatta	Kithimu	Muceru Dairy farming CIG	Fodder production and Conservation	5	25	30	VC	Dairy	504,900	59,100	445,800	rachael gatavi RIGORI	071527840

28	Manyatta	Kithimu	Nvangua Unity Dairy CIG	Establishment of Bracharia	11	19	30 VC	Dairy	514,700	56,000	458,700	beatrice muthoni	0723968796
29	Manyatta	Kithimu	Carari Dairy Farmers CIG	Fodder Production through Tubukiza	5	25	30 VC	Dairy	493,700	64,000	429,700	Jane njeri	0723681085
30	Manyatta	Kithimu	Kathuri Mwikuria Mango CIG	Establishment of Mango tree nursery	0	30	30 VC	Mango	485,500	59,700	425,800	Jane wanjuki	072434781
31	Manyatta	Ruguru	Mutunduri Bidii Poultry CIG	Local chicken rearing for increased productivity	10	20	30 VC	Chicken	551,300	56,600	494,700	Joyce Wandiri	0729768499
32	Manyatta	Ruguru	Kamuri Poultry CIG	Egg incubation	10	20	30 VC	Chicken	550,850	57,300	493,550	Robert Muriithi	0715789961
33	Manyatta	Ruguru	Mawega Indigenous Poultry CIG	Egg incubation	10	19	29 VC	Chicken	550,850	57,300	493,550	Christine Wanjara	0721625346
34	Manyatta	Ruguru	Kiamwiria Indigenous Poultry CIG	Local chicken egg and meat production	15	15	30 VC	Chicken	564,710	65,800	498,910	Musa Ngari	0720313573
35	Manyatta	Ruguru	Mwivoko Indigenous Poultry CIG	On farm feed formulation	22	11	33 VC	Chicken	548,000	63,000	485,000	Catherine Muthoni	0716417604
36	Manyatta	Ruguru	Kirigiriro Indigenous Poultry CIG	Local chicken rearing for increased productivity	12	18	30 VC	Chicken	549,510	56,010	493,500	Luciana Gitiri	0728904514
37	Manyatta	Ruguru	Kirari Dairy CIG	Improved fodder production using Bracharia	10	20	30 VC	Dairy	613,500	114,000	499,500	Mary Njeru	0711204738
38	Manyatta	Ruguru	Mumwendi Dairy Cattle	Silage Making for high milk production	12	18	30 VC	Dairy	529,500	81,800	447,700	Humphry Ireti	727.320.253
39	Manyatta	Ruguru	Upendo Rwere Dairy CIG	On farm feed dairy formulation	0	31	31 VC	Dairy	543,180	71,500	471,680	Purity Marigu	0727008930
40	Manyatta	Ruguru	Kithugundi Disabled	Dairy goat production	6	22	28 VMG	VMG	114,964	15,000	99,964	Eustus Iganjo	0705104170
41	Runyenjes	Kagaari South	progressive Synergetic shield poultry CIG	Poultry Rearing	17	13	30 VC	Chicken	487,160	58,000	429,160	Johnson Ndwiwa	797.879.949
42	Runyenjes	Kagaari South	Kawuru Ngwataniro Poultry CIG	Brooding 1-day old chicks	4	26	30 VC	Chicken	472,000	52,000	420,000	Anastatia Muthoni	0701572939
43	Runyenjes	Kagaari South	Nguriruma Mwicaria	Poultry Rearing	12	18	30 VC	Chicken	575,700	76,000	499,700	Froia Muthoni	77.760.577
44	Runyenjes	Kagaari South	ifura Ikia poultry CIG	Incubation	0	30	30 VC	Chicken	493,360	54,000	439,360	laurencia Macaki	071546272
45	Runyenjes	Kagaari South	Kio thatha Dairy Farming	Hay Production	8	22	30 VC	Dairy	519,000	51,500	467,500	Sarah Karimi	0718436544
46	Runyenjes	Kagaari South	Umuraru Maranga dairy cow	Hay Production	22	9	31 VC	Dairy	484,500	49,000	435,500	Eliund muchangi	0706020369
47	Runyenjes	Kagaari South	wanaume tujilue CIG	Hay Production	25	5	30 VC	Dairy	511,300	56,000	455,300	Elijah Njue	713.391.002
48	Runyenjes	Kagaari South	Wewandari tuigi dairy CIG	hay making	2	28	30 VC	Dairy	511,300	56,000	455,300	Mary Wawira	720.018.153
49	Runyenjes	Kagaari South	Mangoes farm rescue	Mango Value addition	15	15	30 Market oriented	Market Oriented	286,100	86,400	199,700	James Kamau	0714255919
50	Manyatta	Mbeti North	Kanata Poultry CIG SHG	Rearing of chicken	0	30	30 VC	Chicken	559,700	71,000	488,700	Ann gicuku	0729-845930
51	Manyatta	Mbeti North	Maau Poultry CIG	Rearing of chicken	5	25	30 VC	Chicken	578,650	80,400	498,250	Nicera G Mugjo	0721-924976
52	Manyatta	Mbeti North	Mukuru Poultry production	Rearing of local chicken	6	24	30 VC	Chicken	597,500	50,000	547,500	Charity	0713-346609
53	Manyatta	Mbeti North	Munyaka Poultry CIG Group	Rearing of local chicken	9	21	30 VC	Chicken	578,650	80,400	498,250	Agnes Wanjira	0718-941846
54	Manyatta	Mbeti North	By Faith Indigenous Poultry CIG SHG	Eggs incubation	8	23	31 VC	Chicken	545,800	57,300	488,500	Lawrence Muthoni	0716-412196
55	Manyatta	Mbeti North	Gatunduri Umoja Poultry	Quality Egg incubation	30	0	30 VC	Chicken	550,850	57,300	493,550	Ephantus	0727-217730
56	Manyatta	Mbeti North	Akorino Muungano Poultry	Rearing of local chicken	17	15	32 VC	Chicken	578,650	80,400	498,250	John Njagi	0721-275324
57	Manyatta	Mbeti North	Kimangaru Utugi O.V.C CIG	Rearing of local chicken	2	28	30 VC	Chicken	575,700	76,000	499,700	Nicasio	0725-260518

58	Manyatta	Mbeti North	Mbeti North Poultry	Quality Egg Incubation	20	13	33	VC	Chicken	464,900	65,450	499,450	Victor Gitonga	0702-376581
59	Manyatta	Mbeti North	Mwendi Thayu Dairy	Fodder production -Hay	5	25	30	VC	Dairy	492,100	56,900	435,200	Teresia	0717-349353
60	Manyatta	Mbeti North	Mwitha-Kivunguru Dairy CIG/SHG	Kivunguru onfarm feed formulation project	10	22	32	VC	Dairy	573,640	86,500	487,140	Richard kariuki	0713-496799
61	Manyatta	Mbeti North	Upendo Gakwgori Dairy CIG SHG	Dairy production through silage making for increased	0	30	30	VC	Dairy	565,100	79,200	485,900	Josephine Wandiri	0713-989656
62	Manyatta	Mbeti North	Umoya Dairy Farming CIG SHG	Fodder production through silage making for increased	10	20	30	VC	Dairy	568,600	83,200	485,400	Samson Muriithi	0720-236119
63	Manyatta	Mbeti North	Mwiri Dairy Farming CIG SHG	Fodder production and preservation for increased	11	19	30	VC	Dairy	538,450	55,200	483,250	Irene Muthoni	0718-917336
64	Manyatta	Mbeti North	Good will green grams CIG SHG	Green grams production through food Agricultural	8	22	30	VC	Green Grams	557,150	62,200	494,950	Rose Njoki Njoka	0721-287888
65	Manyatta	Mbeti North	Gatunduri Umoya Poultry	Kanjikeru Galley Control	30	0	30	SJM	SJM	499,800	74,800	425,000	Timothy N	0725-350414
66	Manyatta	Mbeti North	OVC Gatondo poultry VMG SHG	Local Chicken Rearing	0	25	25	VMG	VMG	111,550	12,900	98,500	Prisca Muthoni	0722-550358
67	Manyatta	Mbeti North	Mwirimira Widow Group	Honey production for increased VMG income	12	0	12	VMG	VMG	134,500	34,500	100,000	Monica Wambui	0728-904638
68	Manyatta	Mbeti North	Itabua Forum for persons with disability dairy CIG SHG	Dairy goat farming for increased VMG income	5	25	30	VMG	VMG	114,900	15,000	99,900	Stanely kithinji	0727-156905
69	Manyatta	Gaturi South	Kwienda Poultry CIG	Improved local chicken rearing	16	14	30	VC	Chicken	568,886	69,000	499,886	Francis Ileri	0727318097
70	Manyatta	Gaturi South	Witethie Poultry CIG	Chicken brooding -one day old chicks	6	24	30	VC	Chicken	560,446	62,600	497,846	Sara L. Kibuti	0742412962
71	Manyatta	Gaturi South	Utheri Poultry CIG	Local poultry improvement through incubation	1	29	30	VC	Chicken	553,500	71,600	481,900	Janerose Giguku	0713444415
72	Manyatta	Gaturi South	Nembure Poultry CIG	Improved Local Chicken	10	20	30	VC	Chicken	568,686	69,000	499,686	Ely Joy Kagai	0725792552
73	Manyatta	Gaturi South	Rumuka Poultry CIG	Local poultry improvement	12	18	30	VC	Chicken	541,300	58,000	483,300	Timothy Njogu	0726242554
74	Manyatta	Gaturi South	Ndumari Wendo CIG	Improved Chicken Rearing	14	16	30	VC	Chicken	568,686	69,000	499,686	Thomas Kariuki	0727234600
75	Manyatta	Gaturi South	Mukami Dairy CIG	Onfarm dairy feed formulation	9	21	30	VC	Dairy	582,420	82,500	499,920	Anastasia Gatavi	0713519454
76	Manyatta	Gaturi South	Ngwataniro Dairy CIG	Improve fodder establishment/bracharia	0	30	30	VC	Dairy	540,700	66,000	474,700	Consolata Waniira	07206654308
77	Manyatta	Gaturi South	Gumbira Dairy CIG	Silage production -Dairy	1	29	30	VC	Dairy	498,940	65,600	424,340	Dorcas Muthoni	0711268483
78	Manyatta	Gaturi South	Nembure Milk CIG	Increased fodder production	16	14	30	VC	Dairy	534,680	100,400	434,280	Kiura Nathan	0710277106
79	Manyatta	Gaturi South	Kairungu Mango CIG	Increasing mango production through establishment of	16	14	30	VC	Mango	576,300	85,300	491,000	Rev. J. Kimani	0723156028
80	Manyatta	Gaturi South	Kihumbu Mango CIG	Mango Nursery Seedlings Production	17	13	30	VC	Mango	572,300	80,300	492,000	Ephantus konge	0723823127
81	Manyatta	Gaturi South	Gaturi South Nutrition for persons with disability	Multistorey garden establishment for vegetables growing	4	10	14	Nutrition	Nutrition	58,960	9,000	49,960	Nephat Mbogo	0746174879
82	Manyatta	Gaturi South	Kugeria Disability Poultry CIG	Improved local chicken	4	10	14	VMG	VMG	117,060	17,060	100,000	Hellen Wawira	0729636507
83	Runyenjes	Kyeni south	Kigumo Gititu poultry keeping	On farm poltry feed formulation	13	22	35	VC	Chicken	575,500	95,000	480,500	Reginah Muthanle	0705-577634
84	Runyenjes	Kyeni south	Kiemi central leaders poultry	Improving local poultry	9	23	32	VC	Chicken	502,700	53,500	449,200	Zakayo	0710-705947

85	Runyenjes	Kyeni south	Kathuuri local poultry CIG	on farm feed formulation for	9	21	30 VC	Chicken	581,500	85,000	496,500	Margaret ngai	0719-859558
86	Runyenjes	Kyeni south	rukung'a poultry keeping CIG SHG	on farm chicken feeds formulation	13	17	30 VC	Chicken	638,700	139,000	499,700	Martin Njiru	0718-451969
87	Runyenjes	Kyeni south	Riangiri poultry CIG	production of 1-21 days chicks (brooding ) to improve local chicks	18	12	30 VC	Chicken	555,360	56,000	499,360	James F Simon	0720-844194
88	Runyenjes	Kyeni south	Kerange Dairy cow CIG	On farm feed formulation	23	7	30 VC	Dairy	589,680	91,500	498,180	Godfrey Njeru	0722-574987
89	Runyenjes	Kyeni south	Umoya ni nguvu dairy cow CIG SHG	improve fodder through silage making	7	23	30 VC	Dairy	460,900	71,800	389,100	Virginalah W Njiru	0721-241192
90	Runyenjes	Kyeni south	Kasafari Umoya dairy cow CIG	fodder production & improved nutrition	0	30	30 VC	Dairy	549,500	59,000	490,500	Phides Igoki	0728-337571
91	Runyenjes	Kyeni south	Karago primary school /k club	improved nutrition	11	13	24 Nutrition	Nutrition	58,960	9,000	49,960	Pasquarina Muthoni	0725-177564
92	Runyenjes	Kyeni south	kigumo precious poultry C.I youth group	Formation of spray team	11	19	30 VMG	VMG	103,000	3,000	100,000	Jack Immaculate	0720-417151
93	Runyenjes	Kyeni North	Mwimenereri poultry keeping group	poultry feed formulation	0	30	30 VC	Chicken	569,551	70,000	499,551	Rose mary Maritu	0710-829987
94	Runyenjes	Kyeni North	Wakio tunuke poultry CIG	Chick brooding	3	27	30 VC	Chicken	561,500	63,600	497,900	Adeline K Mathai	0712-535778
95	Runyenjes	Kyeni North	Kathare Mwikuna	chicken production	11	19	30 VC	Chicken	522,190	69,750	452,440	Rosemary Muthoni	0713-190088
96	Runyenjes	Kyeni North	Rehema Poultry	Poultry rearing	6	24	30 VC	Chicken	549,740	61,000	488,740	Rose Isabella Nyaga	0720-863408
97	Runyenjes	Kyeni North	Mutandari Mufu Poultry CIG	Eggs incubation	13	17	30 VC	Chicken	479,660	52,000	427,660	Nusa Zakaria	0711-410710
98	Runyenjes	Kyeni North	Kiaragana Wendani poultry CIG	chicken rearing/brooding	0	30	30 VC	Chicken	480,280	56,000	424,280	Generosa Tharaa	0748-924047
99	Runyenjes	Kyeni North	Witethie poultry women group	poultry keeping	0	30	30 VC	Chicken	498,090	50,000	448,090	Nancy Kina	0720-631352
100	Runyenjes	Kyeni North	Elite clan kienyeji	Egg incubation	26	4	30 VC	Chicken	557,300	63,300	494,000	Dave kelvin Gitambi	0743-359759
101	Runyenjes	Kyeni North	Focus dairy farmers	fodder silage making	26	4	30 VC	Dairy	498,900	59,600	439,300	Japheth N Njeru	0722-847854
102	Runyenjes	Kyeni North	Ngururi dairy	On farm feed formulation	2	28	30 VC	Dairy	584,850	86,500	498,350	Purity Muthoni	0705-071732
103	Runyenjes	Kyeni North	Umoya people with	Vegetable growing	13	20	33 VMG	Nutrition	56,700	7,000	49,700	Rufus Kithinji	0712-294925
104	Runyenjes	Kyeni North	Peace makers disability	Chick brooding	17	13	30 VMG	VMG	114,050	14,400	99,650	Potasio N njagi	0713-722956
105	Runyenjes	Central	Runyenjes United Business Indigenous Poultry CIG	Improved Local Poultry Rearing	3	27	30 VC	Chicken	555,000	69,000	486,000	Margaret Muthoni	0710-225775
106	Runyenjes	Central	Kavorovu Gitare Indigenous Chicken CIG SHG	Poultry rearing through brooding.	3	27	30 VC	Chicken	493,850	69,000	424,850	Bernas Ciumwari	0716-071218
107	Runyenjes	Central	Kiamuga Poultry CIG SHP	Reduce chicken mortality for chicken	2	28	30 VC	Chicken	515,780	52,000	463,780	Diana Marigu	0710-333939
108	Runyenjes	Central	Kiwira Indigenous Chicken Farmers CIG	On farm and quality feed formulation for local chicken	10	20	30 VC	Chicken	546,300	56,000	490,300	Gladys njeri	0792-667011
109	Runyenjes	Central	Kiiga Dairy Cow Farmers CIG SHG	Silage Production for increased milk production.	16	14	30 VC	Dairy	534,300	74,600	459,700	Peter Makau	0716-168549
110	Runyenjes	Central	Gikhuri Dairy Cow CIG SHG	Fodder production and Conservation of rhodes grass	17	13	30 VC	Dairy	504,000	56,500	447,500	Josiah murithi	0707-045284

111	Runyenjes	Central	Kathuriri Mwireri Dairy Cow CIG	To improve fodder production thro hay making for increased CIG	12	21	33	VC	Dairy	529,000	84,500	444,500	James Mbae	0703-248340
112	Runyenjes	Central	Gitare Dairy Cow CIG SHG	Dairy feed formulation for cow production	8	22	30	VC	Dairy	545,680	96,500	455,180	Willy Njeru	0714-977836
113	Runyenjes	Central	Ivari Dairy cow CIG SHG	Tumbukiza Nappier growing	6	21	27	VC	Dairy	551,700	116,000	435,700	Josia Mutwiri	0725-499988
114	Runyenjes	Kagaari North	Ukira Ukirue Poultry CIG	local chicken onfarm feed fomulation	16	14	30	VC	Chicken	525,000	57,000	468,000	Teresia M. Njeru	0724281353
115	Runyenjes	Kagaari North	Together we can Poultry keeping	Local Chicken rearing	15	20	35	VC	Chicken	567,400	67,600	499,800	Justin Njagi	0725795605
116	Runyenjes	Kagaari North	Umoja Ni Nguvu Indigenous Chicken CIG	Rearing Improved Local Chicken	0	30	30	VC	Chicken	516,100	54,700	461,400	Sarah Karimi	0721691537
117	Runyenjes	Kagaari North	Gogo Mwangaza Dairy	Fodder Production	11	23	34	VC	Dairy	496,400	73,000	423,400	John Njeru	0720947250
118	Runyenjes	Kagaari North	Mukami Tene Dairy CIG	Improving Napier Production	15	15	30	VC	Dairy	524,280	80,600	443,680	Mary Njoki	0728037830
119	Runyenjes	Kagaari North	Gaikama Urafiki Mango CIG	Improved mango seedling production	11	24	35	VC	Mango	452,020	53,020	399,000	Michael Nyaga	0723314683
120	Runyenjes	Kagaari North	Mwienderi Widows Poultry CIG	Rearing Indigenous Improved Chicken	0	16	16	VMG	VMG	106,550	14,000	92,550	Anjelica Igandu	0710120087
121	Runyenjes	Gaturi North	Jabezu Poultry CIG	Rearing Improved Local Chicken	7	23	30	VC	Chicken	565,890	66,000	499,890	Pauline Mugo	0718-729116
122	Runyenjes	Gaturi North	Kirurumwe Dairy Cow Women CIG	Slage making for increased milk production	0	30	30	VC	Dairy	485,000	74,500	410,500	Philomena Wangai	0728-266266
123	Runyenjes	Gaturi North	Kianjokoma Disability Indigenous Chicken CIG	Rearing local chicken	3	17	20	VMG	VMG	110,150	10,150	100,000	Dickson Muriithi	0725-995991
124	Runyenjes	Gaturi North	Gaturi North Disabled Poultry CIG	Indigenous Chicken rearing	9	12	21	VMG	VMG	110,150	10,150	100,000	Pius muriithi	0724-645762
125	Runyenjes	Gaturi North	Forest View Mango Blending CIG	Vageteble growing	17	14	31	Nutrition	VMG	114,100	17,100	97,000	David Kimanathi	0716-354079
126	Mbeere north	Nthawa	kathitu poultry	chicken rearing	18	13	31	VC	Chicken	486,960	50,000	436,960	John Kithu	0743-783225
127	Mbeere North	Nthawa	Pamoja Umoja Poultry CIG	Brooding and rearing	2	29	31	VC	Chicken	495,760	50,000	445,760	Angerica Thaaara	0721-179448
128	Mbeere North	Nthawa	Kamacu Poultry CIG	Brooding and rearing	21	9	30	VC	Chicken	495,760	50,000	445,760	John Mwaniki	0724-484090
129	Mbeere	Nthawa	Kihima poultry CIG	improved local chicken	13	17	30	VC	Chicken	488,760	50,000	438,760	Simon Kianga	0716-412271
130	Mbeere north	Nthawa	green searcher youth group	Mango seedling nursery	22	0	22	VC	Mango	419,950	76,450	343,500	Elias Njeru	0711-364333
131	Mbeere North	Nthawa	Gitiburi Disabled SHG	Improved Chicken Rearing	7	8	15	VMG	VMG	113,240	13,300	99,940	Bernard Mwai	0717-382560
132	Mbeere north	Muminji	Rise and shine poultry CIG	improved management skills and training for poultry production	0	30	30	VC	Chicken	575,700	76,000	499,700	Purity Wangari	0728-565002
133	Mbeere north	Muminji	Mwandu poultry CIG	Enhance chicken production by reduction of chick	9	21	30	VC	Chicken	552,200	56,500	495,700	Anastatia N Nthiga	0790-231546
134	Mbeere	Muminji	Kiria dairy farmers CIG	dairy fodder conservation	10	20	30	VC	Dairy	496,800	49,800	447,000	Purity Njoki	0728-971107
135	Mbeere north	Muminji	New bidii Ndiuri green grams CIG	Quality seed bulking	15	17	32	VC	Green Grams	535,050	71,600	463,450	Nasallo Njagi	0792-662079
136	Mbeere north	Muminji	wendo wa ciana green grams CIG	increase green grams productivity and profitability	2	30	32	VC	Green Grams	458,700	69,000	389,700	Siphola Kiura Njagi	0719-412298

137	Mbeere north	Muminji	Atugi mukororia CIG green grams	increase green grams production through agricultural for practices	24	6	30	VC	Green Grams	425,200	82,100	343,100	Adam Mukundi	0792-905542
138	Mbeere north	Muminji	Utugi FFS CIG	increase green grams production through agricultural for practices	10	20	30	VC	Green Grams	570,900	71,800	499,100	Rael Mwendia	0704-552806
139	Mbeere north	Muminji	Karambari bidii greengrams CIG	improved green grams production through good agricultural practices	14	16	30	VC	Green Grams	405,200	75,000	330,200	Kenneth Njiru	0706-773402
140	Mbeere north	Muminji	Kuga na gwika HIV + SHG green grams	Vegetable production through drip irrigation to improved nutritional practices	6	24	30	VMG	VMG	107,500	7,600	99,900	Agnes Wambeti	0728-749029
141	Mbeere North	Eurore	Faidika Farmers Local Poultry CIG	Local Chicken Production	16	15	31	VC	Chicken	556,830	61,000	495,830	Faidika Kithua	0721-663380
142	Mbeere North	Eurore	Tuinuane Poultry CIG	Chick Brooding	12	23	35	VC	Chicken	503,400	53,000	450,400	Cathline Muthoni	0725-363410
143	Mbeere North	Eurore	TUJUUE Poultry CIG	chicken rearing	11	19	30	VC	chicken	577,550	81,000	496,550	Rachael Nyaga	0727-767896
144	Mbeere North	Eurore	bora njirange Poultry CIG	chicken brooding	11	19	30	VC	Chicken	532,400	53,200	479,200	John Njeru	0706-812229
145	Mbeere North	Eurore	Ikururi Kwirutra Green Gram CIG	Green Grams Production	10	20	30	VC	Green Grams	397,100	73,000	324,100	Salome Wanjeru	0701-694793
146	Mbeere North	Eurore	Mikamire Green grams CIG	increase green grams seed availability	10	20	30	VC	Green Grams	510,950	74,600	436,350	Irene karimi	0704-214716
147	Mbeere North	Eurore	Kirongi green grams	increase green grams production	20	11	31	VC	Green Grams	418,600	70,500	348,100	Ezekiel Nyaga	0721-152890
148	Mbeere North	Eurore	Wendani Irature green grams CIG	increase green grams production	10	22	32	VC	Green Grams	407,200	78,000	329,200	Joyce Mburu	0740-244173
149	Mbeere North	Eurore	Kanyambora mango growers	Establishment of mango aggregation centre	17	13	30	VC	Mango	552,300	55,800	496,500	Ethan ndwiga	0724-413196
150	Mbeere south	Mbeti south	Ukita unly poultry CIG	On-farm feed Production	10	20	30	VC	Chicken	598,500	104,500	494,000	Janrose Rweru	0713846192
151	Mbeere south	Mbeti south	kandogo maendeleo poultry CIG	Improved local chick production	14	21	35	VC	Chicken	581,650	95,200	486,450	Nancy Mutabi	0701728685
152	Mbeere south	Mbeti south	Gachoka dairy farmers	on farm feed formulation	16	16	32	VC	Dairy	579,680	86,500	493,180	Samuel karuki	0726277766
153	Mbeere south	Mbeti south	kamunyange kwimanya	Fooder production through	11	19	30	VC	Dairy	546,120	56,500	489,620	Junius Njeru	0720551136
154	Mbeere south	Mbeti south	Ngondi green grams CIG	Increase Green gram production	17	13	30	VC	Green Grams	411,800	73,000	338,800	Benson Njeru	0725849675
155	Mbeere south	Mbeti south	Witikio green grams CIG	Green Gram Seed bulking	10	20	30	VC	Green Grams	512,350	74,600	437,750	Jacinta Wania	0722985328
156	Mbeere south	Mbeti south	utugi mango CIG	grafted mango nursery establishment	11	20	31	VC	Mango	581,100	89,500	491,600	Rose Samuel	0713260830
157	Mbeere south	Mbeti south	Kamba mango growers CIG	Establishment of grafted mango tree nursery	11	20	31	VC	Mango	520,400	79,200	441,200	Ronald Mutavi	0714784181
158	Mbeere south	Mbeti south	Gachurri widows of faith poultry CIG	green grams aggregation	0	30	30	Market oriented	Market oriented	287,000	87,000	200,000	Ether Nyaga	0713521429
159	Mbeere south	Mbeti south	St Lukes school for the blind	Rearing Improved Local Chicken	20	19	39	VMG	VMG	108,750	9,000	99,750	Keziah Kagendo	0720790177
160	Mbeere south	Mbeti south	Kirima widows and widowers	Brickette making	2	14	16	VMG	VMG	100,000		100,000	Samson Njagi	0724348567
161	Mbeere	Makima	MbondoniKasuvilo	Local Chicken Production	15	15	30	VC	Chicken	575,700	76,000	499,700	Joseph	0710-753043
162	Mbeere	Makima	Ndethey Ngutethey	Rearing of Upgraded Chicks	12	17	29	VC	Chicken	575,700	76,000	499,700	James Mutungu	0717-423888



163	Mbeere	Makima	Ndune Ladies Local Poultry	On farm Local Chicken Feed	8	22	30 VC	Chicken	547,000	58,000	489,000	Francisca	0703-159753
164	Mbeere	Makima	Kasvilo local Poultry	Chick Production for Local	14	17	31 VC	Chicken	510,700	52,000	458,700	Elizabeth Kisilu	0720-554704
165	Mbeere	Makima	Makimwe Local Poultry	Local Chicken Production	8	22	30 VC	Chicken	557,000	58,000	499,000	Bines Ndunge	0721-216369
166	Mbeere	Makima	Kithecu Dairy Cow	Hay Production	15	13	28 VC	Dairy	539,500	60,500	479,000	Jackson N	0715-650821
167	Mbeere	Makima	New Vision Dairy Farming	Establishment & Conservation	23	8	31 VC	Dairy	485,200	49,200	436,000	Jeffitha Kariuki	0724-345264
168	Mbeere	Makima	Meka ma Urui	Green gram seed bulking	1	29	30 VC	Green	468,500	49,800	418,700	Ferister	0722-451079
169	Mbeere	Makima	Woin Widows & Widowers	Improved Chicken rearing	0	15	15 VMG	VMG	102,000	2,000	100,000	Patricia Nzwila	0718-610110
170	Mbeere	Mavuria	Maruri Thayu Poultry	Rearing of one month old	6	24	30 VC	Chicken	500,950	55,400	445,550	Carolata	0724241603
171	Mbeere	Mavuria	Gikondi Poultry	Local Chicken Improvement through brooding/rearing of	3	27	30 VC	Chicken	491,800	53,000	438,800	Mary Muthoni	0708119441
172	Mbeere	Mavuria	Karuki Poultry Keeping	Local Chicken Improvement through brooding & rearing of	2	31	33 VC	Chicken	483,550	52,100	431,450	Bether Muthoni	0758476117
173	Mbeere	Mavuria	Ebenezer Poultry Keeping	Local Chicken Improved through brooding & improved	11	21	31 VC	Chicken	467,350	50,100	417,250	Reuben Mbaaka	0713026628
174	Mbeere	Mavuria	Kanjeru Poultry Keeping	Rearing of improved one-	5	26	31 VC	Chicken	560,450	70,000	490,450	Duncan Njue	0723432159
175	Mbeere	Mavuria	Mutige Iriamurai Poultry	Brooding & Rearing of	3	27	30 VC	Chicken	482,350	50,100	432,250	Jenifer K Njiru	0710332550
176	Mbeere	Mavuria	Kai Poultry Keeping	Local Chicken Improvement	4	29	33 VC	Chicken	480,850	50,100	430,750	Nancy Mbandi	0713878950
177	Mbeere	Mavuria	Kithunguthia Poultry	Rearing of one-month old improved chicken	10	21	31 VC	Chicken	515,950	55,400	460,550	Peter Ndwiga	0712192995
178	Mbeere	Mavuria	Come Grow Poultry	On farm feed formulation	10	23	33 VC	Chicken	629,250	130,000	499,250	David Ita	0725465702
179	Mbeere	Mavuria	Kwale Farmers Green grams	Production high quantity	18	11	29 VC	Green	398,200	41,300	356,900	Juliana M Ita	0714802464
180	Mbeere	Mavuria	Arauka mutus Green grams	Production of High quality	0	46	46 VC	Green	441,700	56,500	385,200	Naleah	0714322130
181	Mbeere	Mavuria	Ngikima Fruit Production	Improvement of mangoes production through	10	20	30 VC	Mango	409,400	59,900	349,500	Amalia I Mbiti	0713078567
182	Mbeere	Mavuria	VUAP Fruit Production	Improved Mango Prices	13	17	30 VC	Mango	505,150	58,000	447,150	Nicasio Njeru	0712137912
183	Mbeere	Mavuria	Mageria Mangoes Farming	Mango Tree Nursery	3	27	30 VC	Mango	472,800	70,200	402,600	Lucy N Ireri	0707505185
184	Mbeere	Mavuria	Kanothi Primary School (4K	Vegetable Production	35	53	88 Nutrition	Nutrition	64,100	14,400	49,700	Mary M Njiru	0723453189
185	Mbeere	Mavuria	Machanga Disability Poultry	Improved Production of Local	13	17	30 VMG	VMG	115,400	16,600	98,800	Paul Mugo	0704700055
186	Mbeere	Kiambeere	Kioneki indigenous poultry CIG	rehabilitation of Mutindwa area	11	19	30 SLM	SLM	533,300	72,000	461,300	Purity Wanyaga	0712-103986
187	Mbeere	Kiambeere	Ratha-Vo CIG	Seed bulking	11	19	30 VC	Green Grams	570,050	75,600	494,450	Janet Muunga	0716-659970
188	Mbeere	Kiambeere	Kwa Mugamba Green Gram CIG	Green gram Aggregation	14	32	46 VC	Green Grams	489,300	48,800	440,500	Euphram Kathimi	0728-715674
189	Mbeere	Kiambeere	Riagina green Belt Environment Mangoe CIG	Mango through aggregation.	22	8	30 VC	Mango	510,050	58,000	452,050	Amos Nduma	0725-638715
190	Mbeere	Kiambeere	Newsite Disabled CIG	Local vegetable production.	8	23	31 VMG	Nutrition	56,000	6,000	50,000	F.Charles Mathiga	0718-666939
191	Mbeere	Kiambeere	Ntarawe Disability SHG	Local chicken rearing	6	24	30 VMG	VMG	116,500	16,500	100,000	Nancy ikamba	0722-366168
192	Mbeere	Kiambeere	Mutuobare Faith Disabled CIG	local chicken production	9	9	18 VMG	VMG	128,000	28,000	100,000	Elisheba Ngari	0717-970257
193	Mbeere	Mwea	Nthingini Bidi poultry CIG	Local Poultry improvement	15	15	30 VC	Chicken	540,140	56,000	484,140	Patrick Musau	0727-249590
194	Mbeere	Mwea	Karaba Vision Poultry production CIG	On-farm feed Formulation	10	18	28 VC	Chicken	556,400	57,000	499,400	Maina Mwangi	0728-300838

195	Mbeere south	Mwea	Watumishi Juakali Poultry CIG	Egg incubation	19	11	30	VC	Chicken	552,100	59,800	492,300	Joseph Isakah	0722-355856
196	Mbeere south	Mwea	Kikumini umoja Indigenous Poultry CIG	Local breed improved through chick brooding	24	7	31	VC	Chicken	524,900	54,500	470,400	Reuben Mutuku	0720-995810
197	Mbeere south	Mwea	Bidii Ukulima dairy farmers SHG	Fodder improvement thro hay production and preservation	7	23	30	VC	Dairy	520,000	57,000	463,000	Mary Kamene	0722-620344
198	Mbeere south	Mwea	Gateji Aka Ndiwa Green gram CIG	Aggregation of green grams for structured marketing	7	23	30	VC	Green Grams	538,000	58,000	480,000	Esther Muminini	0727-289948
199	Mbeere south	Mwca	Uwezo Mpya Green GramFarmers CIG	Improve green grams production through GAP	8	22	30	VC	Green Grams	557,200	57,000	499,700	Irene Wanza	0703-340853
200	Mbeere south	Mwea	Kalungulu Green grams Growers CIG	Improve green grams production through good agricultural practices	10	20	30	VC	Green Grams	426,100	45,700	380,400	Lydia Mumbua	0712-607441
201	Mbeere south	Mwea	Mavata Maaka Kithayori Green Grams CIG	Improve green grams production through GAP	7	26	33	VC	Green Grams	557,200	57,500	499,700	Josephine Wanjiku	0708-659890


Annex III(A)

# REPUBLIC OF KENYA

## JOINT AGRICULTURAL SECTOR CONSULTATION AND COOPERATION MECHANISM



Pest Control Products Board Building  
Loresho, P.O. 15968, 00509, Nairobi  
Tel: +254 0724237601/0728667295  
Email: jasigs2017@gmail.com



Joint Agriculture Secretariat

Ref. No.: JAS/PROJECTS/3/VOL. III (27)

Date: 28<sup>th</sup> October, 2020

### County Executive Committee Member for Agriculture, Livestock and Fisheries

Vihiga	Migori	Kisii	Nyamira
Kitui	Nakuru	Nandi	Murang'a
Homa Bay	Embu	Turkana	Meru
Trans Nzoia	Kilifi	Narok	Samburu
Kiambu	Kwale	Makueni	Bungoma
Kirinyaga			

Thro'

### Excellency Governor

Dear Sir/Madam,

### **RE: NON-COMPLIANCE ISSUES IN THE NATIONAL AGRICULTURAL AND RURAL INCLUSIVE GROWTH PROJECT IMPLEMENTING COUNTIES**

During the 4<sup>th</sup> Implementation Support Mission, the project was rated satisfactory. However, the mission observed various non-compliance issues such as non-adherence to the county participation agreement, non-compliance to Finance management guidelines, retaining balances at the CRF beyond the allowable 15 days, non-remittance of counterpart funds, operating more than one project accounts at different commercial banks and non-compliance to the Finance manual on the signatories to the commercial bank account. These non-compliance issues have adversely affected the smooth implementation of the project and may lead to ineligible expenditures. The mission recommended immediate sanctions to non-compliant counties including immediate suspension of disbursements.

In addressing non-compliance issues in your county, we request counties to provide evidence of the corrective action as summarized below:

No.	Noncompliance Issue	Evidence to support corrective action
1.	Balances at CRF	- Operating Project account bank statement to support the transfer from CRF
2.	Non-Remittance of counterpart funding	- Operating Project account bank statement to support the deposit of the counterpart funding
3.	Operating more than one project accounts at the commercial banks	- Instructions from the county received by the bank to close the newly opened account - Operating Project account bank statement to support the transfer of funds from the closed account
4.	Non-Conformity to the Finance manual on the signatories to the commercial bank account	- Instructions from the county received by the bank to change the bank signatories in compliance with the project finance manual.

The purpose of this letter is to request you to address any non-compliance issues that may affect your county so as to comply as per the above. This will then enable the project to trigger the release of project funds to the county for smooth implementation of the project activities.

Thank you for your continued support and cooperation.

Yours Sincerely,



Benson Mureithi  
**COORDINATOR - JOINT AGRICULTURE SECTOR  
 INTERGOVERNMENTAL SECRETARIAT**

Copy to:

Principal Secretary  
 State Department for Crops Development and Agricultural Research  
 Kilimo House  
**NAIROBI**

Chief Executive Officer  
 Council of Governors  
**NAIROBI**

# Annex III B

## Counties with Signatory Issues

No	County	Signatory Issues	FM Requirements
1	Meru	CPC not a signatory	CPC should be the only mandatory signatory
2	Nandi	CPC not a mandatory signatory	CPC should be the only mandatory signatory
3	Kisii	CPC and COF Mandatory	CPC should be the only mandatory signatory
4	Homabay	CPC, DDF & COA are mandatory	CPC should be the only mandatory signatory
5	Samburu	CPC & COA are mandatory	CPC should be the only mandatory signatory
6	Nyamira	CPC and COF Agric. Mandatory	CPC should be the only mandatory signatory
7	Migori	CPC, CPA & COA are mandatory	CPC should be the only mandatory signatory
8	Embu	CPC, COF & COA are mandatory	CPC should be the only mandatory signatory
9	Kwale	CPC, CPA & COA are mandatory	CPC should be the only mandatory signatory



Annex III 'C'

NARIGP Counties  
Non Compliance Analysis

Nd	County	Balances at CRF	Operation Account	Signatory Issues	Counterpart Analysis
1	Kiambu				
2	Turkana				
3	Trans Nzoia				
4	Vihiga				
5	Homabay				
6	Nyamira				
7	Muranga				
8	Nandi				
9	Meru				
10	Kisii				
11	Samburu				
12	Migori				
13	Embu				
14	Kwale				
15	Kirinyaga				
16	Narok				
17	Nakuru				





# Annex III 'B' /

## Counties Counterpart Contribution Summary

Transfers from Government Entities	Financial Years			Cumulative Contribution	Target as at 30 June 2020	Deficit
	2019/20	2018/19	2017/18			
Kwale	6,500,000	11,500,000		18,000,000	18,000,000	-
Kilifi	6,500,000	6,500,000	5,000,000	18,000,000	18,000,000	-
Meru	6,500,000	6,500,000	5,000,000	18,000,000	18,000,000	-
Embu	11,361,332	6,500,000	5,000,000	22,861,332	18,000,000	4,861,332
Kitui	6,500,000	6,500,000	5,000,000	18,000,000	18,000,000	-
Makueni	13,000,000	-	5,000,000	18,000,000	18,000,000	-
Kirinyaga	6,500,000	5,902,842	5,000,000	17,402,842	18,000,000	(597,158)
Muranga	13,000,000	5,000,000		18,000,000	18,000,000	-
Kiambu	13,000,000	500	5,000,000	18,000,500	18,000,000	500
Turkana	13,000,000	-	5,013,664	18,013,664	18,000,000	13,664
Samburu	13,000,000	-	5,000,000	18,000,000	18,000,000	-
Trans Nzoia	12,993,760	5,006,240		18,000,000	18,000,000	-
Nandi	6,500,000	5,000,000		11,500,000	18,000,000	(6,500,000)
Nakuru	8,000,000	5,000,000		13,000,000	18,000,000	(5,000,000)
Narok	6,500,000	-	5,500,000	12,000,000	18,000,000	(6,000,000)
Vihiga	6,500,000	6,500,000	5,000,000	18,000,000	18,000,000	-
Bungoma	6,500,000	6,500,000	5,000,000	18,000,000	18,000,000	-
Homa Bay	-	-	5,000,000	5,000,000	18,000,000	(13,000,000)
Migori	13,000,000	-	5,000,000	18,000,000	18,000,000	-
Kisii	6,500,000	6,500,000	5,000,000	18,000,000	18,000,000	-
Nyamira	13,000,000	-	5,000,000	18,000,000	18,000,000	-
Transfer to the Project by NT from MoDP		25,316,248	-	25,316,248		
<b>Total</b>	<b>188,355,092</b>	<b>108,225,830</b>	<b>80,513,664</b>	<b>377,094,586</b>	<b>378,000,000</b>	<b>(26,221,662)</b>

